

FELLA RADON Drum mowers



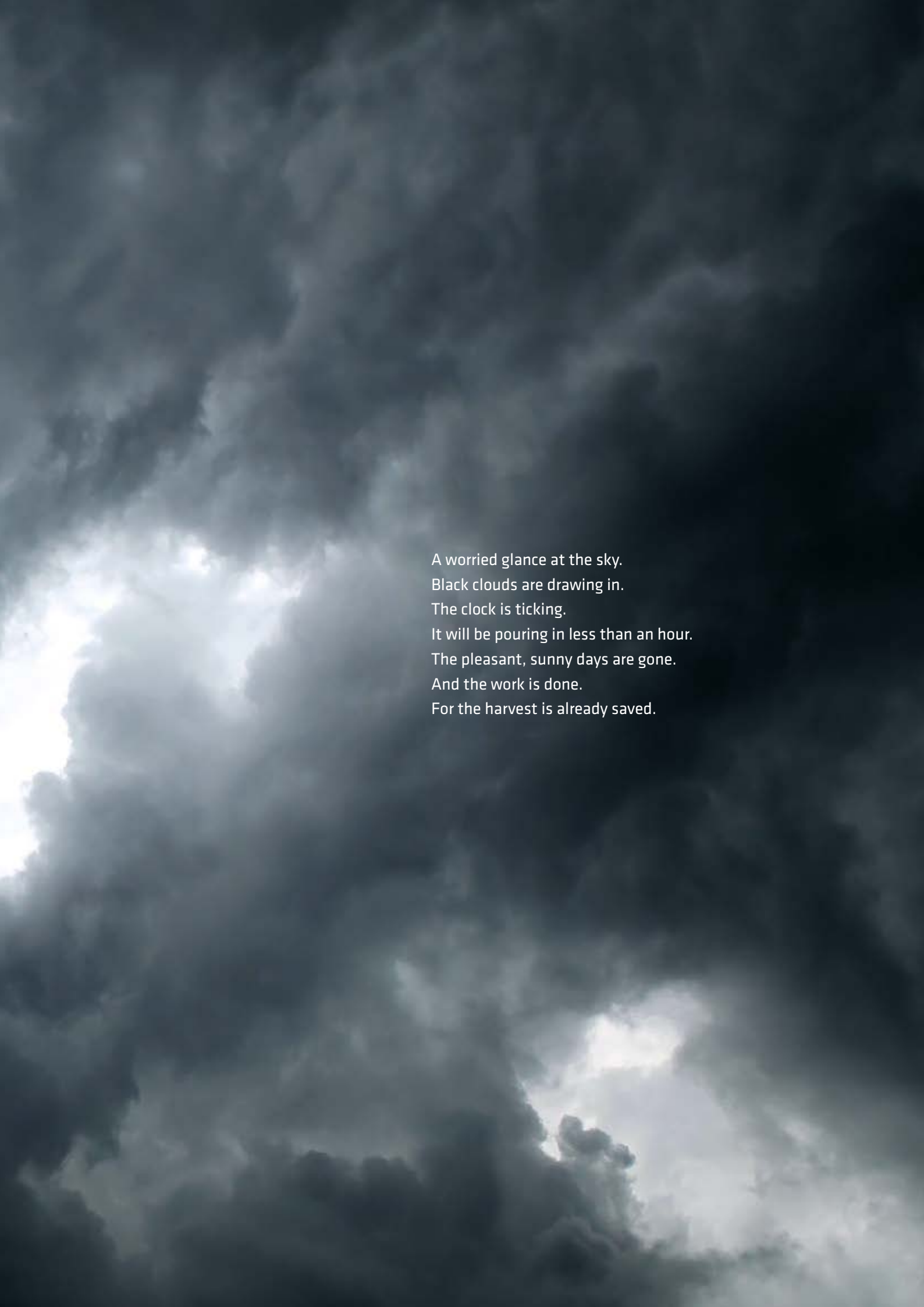
FELLA

RADON
Drum mowers

Harvesting energy.







A worried glance at the sky.
Black clouds are drawing in.
The clock is ticking.
It will be pouring in less than an hour.
The pleasant, sunny days are gone.
And the work is done.
For the harvest is already saved.



Harvesting energy.

We at FELLA understand: There's a very small window for harvesting.
And everything has to be just right, everything has to run like clockwork.
No field is too large for our mowers, no meadow too undulating and
no task too tough.

Our wide range of machines allow us to play a part in these
crucial days of the year.
We're proud of this. For your history is our history.



GREEN FORAGE EXPERTISE FROM FRANCONIA
Tradition, innovation and passion –
that's the recipe for success held by the green
forage centre of excellence in Feucht.

Many challenges, one solution.

FELLA drum mowers, with their robust design, are universally deployable and are real all-rounders even where ground conditions are difficult.

FELLA helps you achieve high-quality forage.
Harvesting energy with FELLA.

NEW



RADON front-mounted mowers

OSCILLATING LINKAGE Page 12

- ▶ Front-mounted mowers with oscillating linkage for optimum ground adaptation in a lateral direction
- ▶ Ideally suitable for use with a loader wagon
- ▶ Robust and universally deployable
- ▶ Working widths 2.55–3.26 m



HEADSTOCK WITH TRAILING LINKAGE Page 14

- ▶ Front-mounted mower with trailed hitch attachment for three-dimensional ground adaptation
- ▶ Perfectly suited to undulating and uneven terrain
- ▶ Low drag
- ▶ Low fuel consumption
- ▶ Working width 3.06 m



RADON rear-mounted mowers

SIDE HITCH ATTACHMENT Page 18

- ▶ Low-drag, rear-mounted mowers with side hitch attachment allow mowing in all positions
- ▶ Suitable for use with smaller tractors
- ▶ Classic machine for small and medium-sized farms
- ▶ Working widths 1.85–2.20 m



CENTRE HITCH ATTACHMENT Page 20

- ▶ High performance rear-mounted mower with articulated shaft drive and hydropneumatic cutter bar relief system
- ▶ Free-floating cutting
- ▶ Mower units are mounted at the centre of gravity
- ▶ High ground coverage
- ▶ Working width 3.06 m



TAURUS conditioner for three-point attachment

..... Page 22

- ▶ Integrated tine-rotor conditioner
- ▶ Shortened fermentation process
- ▶ Higher quality of forage



SMOOTH RUNNING AND DURABILITY


All mowing drums are driven with equal force via the robust hexagonal shaft, achieving a lasting reduction in wear. The spiral bevel gears with Gleason spiral toothing run in a lifetime oil bath and thus ensure maximum smooth running.

EFFECTIVE CONVEYOR AID

The integrated transport rails on the mowing drum support the conveying capacity and forage throughput. They also guarantee an optimum forage flow when large quantities are involved.

HIGHEST LEVEL OF STABILITY

The main load-bearing area is supported at three points, the sliding plate at two points.



RADON mowing drum

Universally deployable and tough.

FELLA drum mowers are outstandingly suitable for the efficient recovery of high-quality forage, even under the most difficult of conditions. The mowing drums with quintuple bearing are designed to withstand very high stresses. A precise cut and a high forage flow rate ensure that forage is optimally deposited in a loose yet compact swath. Even with large volumes of forage, you can mow quickly without blockages.

STABLE GEAR BOX FRAME

The square gear box frame is generously dimensioned and made from hard-wearing steel. The mowing drums are bolted to the gear box beam and are easily accessible from the outside.

- Generously dimensioned frame for long service life
- Easy to maintain thanks to inspection openings screwed at the side
- Warp-resistant for high performance and long service life

MAINTENANCE-FRIENDLY DESIGN

FELLA mowing drums are flange-mounted and bolted on instead of welded on. The bolted connections are easily accessible from the outside and the complete design follows a logical modular system. This guarantees quick dismantling and repair of the drive train, and reduces downtimes.



REVOLVING, SCREW-CONNECTED, TWO-PIECE SLIDING PLATES

The revolving sliding plates slide over uneven ground, instead of slipping, and, as a result, suffer less wear. In addition, this prevents mounds of soil and forage building up, significantly reducing forage contamination. Since the sliding plate and the drum are fastened independently, removal is quick and easy if either of them have worn out.



QUICK-CHANGE BLADE SYSTEM AS STANDARD

The otherwise usual maintenance times are reduced to “no time at all” with the quick-change blade system, which is featured as standard: Simply press down the spring buckle with the blade key, remove the used blade, insert the new one – and job done! No other tool is required. The new blade is automatically locked in place and reliably secured.



RELIABLY DRIVEN

The elastic drive, which uses a V-belt and flanged pulleys, always transfers the power reliably by means of an automatic tensioner and protects the mower components from overloading.



TROUBLE-FREE FORAGE FLOW

A large passage between the mowing drums running in pairs enables high forage throughput and a compact swath.

RADON FRONT-MOUNTED MOWERS





Always follow the ground.

Front attachment Oscillating linkage

Wide spread.

NEW

- ▶ Working widths 2.55–3.26 m
- ▶ Large lateral oscillating range
- ▶ Quicker and easier attachment to and removal from the tractor
- ▶ Cutting height adjustment fitted as standard
- ▶ Automatic centring when travelling on the road
- ▶ Foldable side guard (FP-V: with optional hydraulic operation)



RADON 2940 FP-V **RADON 3140 FP-V** **RADON 3340 FP-V**

Front-mounted oscillating linkage with variable cutting height adjustment

The mowers impress with their high cutting power and sporty design. With working widths up to 3.26 m, they are among the most efficient mowers on the market. Due to the compact attachment on the FP mower, the centre of gravity lies very close to the tractor, resulting in a low load for the tractor and machine. Front-mounted mowers with oscillating linkage are ideal for combining with rear-mounted mowers or loader wagons.

RADON 270 FP

Front-mounted oscillating linkage

The classic mower with four mowing drums for smaller farms. Even suitable for use on alpine foothills, with an oscillating path of +/- 6.5° maximum.



ACCESSORIES:

- ▶ V-belt pulley for reduced input speed
- ▶ Telescopic top link for ground adaptation also in the direction of travel
- ▶ Set of mowing drum clamps for two mowing drums to increase the yield
- ▶ Hydraulic folding system for the side guard (FP-V)



PRACTICAL

Replacement blades and the quick-change blade system tool are always close at hand



CONVENIENT TRANSPORT

Adherence to the 3.00 m transport width thanks to folding safety equipment (with optional hydraulic operation)




FOLLOWS THE GROUND CONTOURS

1 The oscillating axle mounted at the centre of gravity ensures optimal ground adaptation, low contact pressure and a high level of driving safety (up to +/- 6.5° oscillating angle)

CLEAN SWATH DEPOSIT

2 In the FP-V models, the discs of the standard swath guiding assembly can be adjusted into four positions centrally from the top.



WELL ADJUSTED

3 The cutting height, which is infinitely adjustable via a thread as standard, enables easy adjustment to different usage conditions.



OPTIMAL LOAD RELIEF AND LOW GROUND PRESSURE

4 The tractor-side spring relief at the top link pivot point is easily adjustable via a perforated plate.

MAINTENANCE-FRIENDLY

5 The FP-V models are equipped with a protective cover, which opens very wide, and an oil dipstick for easy inspection of the oil level.



Front attachment Headstock with trailing linkage

The third dimension.

- ▶ Working width 3.06 m
- ▶ Three-dimensional ground adaptation thanks to large oscillating path in longitudinal direction and in the direction of travel
- ▶ Very little impact on the sward
- ▶ Extremely low drag and cost-effective
- ▶ No twisting of the mower unit due to the wide support frame located at the top with towing points positioned well towards the outside
- ▶ Standard swath guiding assembly



RADON 310 FZ

Front-mounted headstock with floating trailing linkage

The headstock with trailing linkage overcomes every unevenness of the ground with ease and has little impact on the grassland and the mower. The hitch attachment which pivots both longitudinally and in the direction of travel ensures optimum ground adaptation, even on undulating terrain. The result: A clean cut at a high working speed. The towing point positioned well to the front means the mower has extremely low drag and fuel consumption is reduced significantly.



WELL ADJUSTED

The cutting height, which is infinitely adjustable via a thread as standard, enables easy adjustment to different usage conditions.

ACCESSORIES

- ▶ V-belt pulley for reduced input speed
- ▶ Set of mowing drum clamps for two mowing drums to increase the yield





THREE-DIMENSIONAL SENSING OF THE GROUND CONTOURS

The cutter bar pick-up at the outermost points of the support frame, which is located at the top, enables a very large oscillating path (25°). Together with adjustment in longitudinal direction, FZ mowers guarantee optimal ground adaptation, have a low impact on the sward and thus ensure top quality forage with no loss of forage.



SAFE TRANSPORT

The RADON 310 FZ achieves an overall lift travel of 490 mm.

RADON REAR-MOUNTED MOWERS





**Mounted behind,
but in the lead.**

Rear-mounted three-point hitch Side attachment

The classics.

- ▶ Working widths 1.85–2.20 m
- ▶ Mowing drums
- ▶ Impact guard system fitted as standard
- ▶ Convenient changeover from the working position to the transport position directly from the tractor seat
- ▶ Automatic transport lock




RADON 187 **RADON 225**

Rear-mounted three-point lateral hitch, two mowing drums

The side hitch attachment of the mower unit in combination with strong tension springs ensures low ground pressure and optimum ground adaptation. This reduces the impact on the sward and the mower. The mower is lifted out at the headland via the tractor's three-point hydraulics.

SPRING-LOADED ANTI-COLLISION DEVICE

Optimum protection when colliding with obstacle



ACCESSORIES

- ▶ Intermediate disks for cutting-height adjustment
- ▶ Hydraulic lifting device



COMFORTABLE TRANSPORT

Changeover from working position to transport position is carried out conveniently from the tractor seat. The automatic transport lock ensures even greater safety.



MAINTENANCE-FRIENDLY

Wide-opening protective cover for easy accessibility



ADAPTABLE

Enormous flexibility is achieved through the adjustable lower link pins which not only allow fitting to many different tractors and tyre sizes but also permit full exploitation of the working width. In addition, the overlap to a front-mounted mower can be optimally adjusted.

Rear-mounted three-point hitch Centre hitch attachment

Free-floating cutting.

- ▶ Working width 3.06 m
- ▶ User-friendly premium mower
- ▶ Mower units are mounted at the centre of gravity
- ▶ TurboLift system for infinite adjustment of the contact pressure
- ▶ Low-lying pivot point for convenient and safe road transport
- ▶ Spring-loaded impact guard system
- ▶ KENNFIXX® connector



RADON 310 TL

Rear-mounted three-point centre hitch, with TurboLift

The KM 310 TL is a premium class rear-mounted mower which has a central attachment at the centre of gravity. The mower is lifted and lowered again on the headland using a single-acting control unit. A special hydraulic compensating cylinder prevents the mower unit from automatically swinging when it is lifted. The sward and the cutter bar are therefore protected. During work on grassland, the impact guard system (which is fitted as standard) protects the mower unit if obstructions are encountered.

Optimal ground adaptation is simply a question of set-up

The specially developed TurboLift system uses hydropneumatic power to take the pressure off the cutter bar, which means that the ground contact pressure can be adjusted easily and infinitely without the aid of tools, even during transport – “floating cutting”. In this way, the mower has no problem in adapting to the most varied of field conditions. This protects the sward, even where it is damp, and forage contamination is reduced to a minimum. The system is automatically calibrated at every headland and, as a result, any change to the contact pressure is immediately corrected. In addition, the frame structure and the skids carry less of a load and fuel consumption drops.

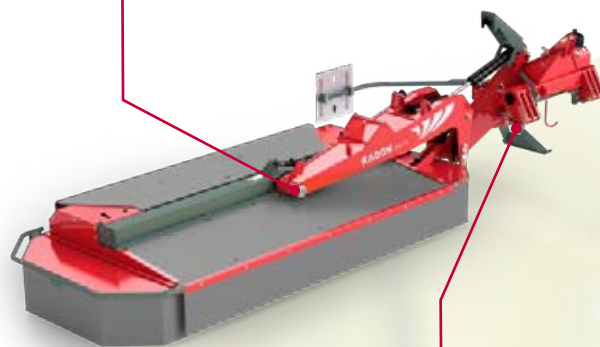
ACCESSORIES

- ▶ Swath guiding assembly made up of two rotating swath discs on the right and left
- ▶ Intermediate disks for adjusting the cutting height (+ 9 mm)



PULLING IS EASIER THAN PUSHING

The trailed mower unit attachment saves fuel and protects the sward.



PROTECTION AGAINST DAMAGE BY FOREIGN BODIES

The spring-loaded impact guard system offers optimum protection if an obstruction is encountered in the mowing area when driving.

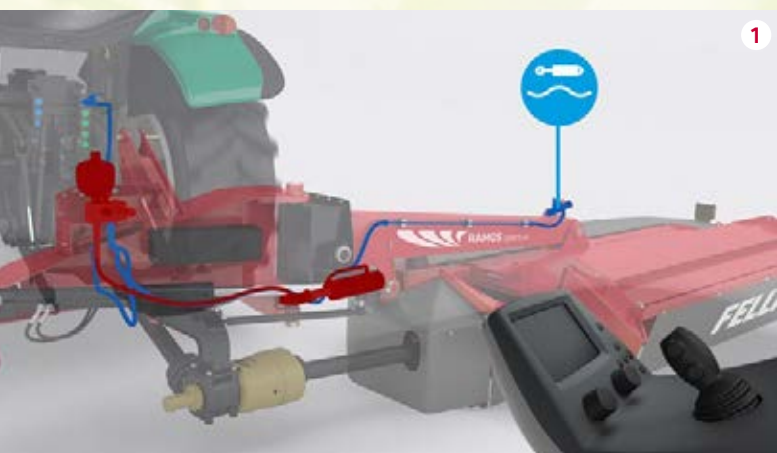


TRANSPORT COMFORT

Changeover from working position to transport position is carried out conveniently from the tractor seat.

TURBOLIFT

- 1 Hydropneumatic cutter bar relief system, which can easily be controlled from the seat of the tractor; constant contact pressure with infinitely variable adjustment, can be adapted even during travel
- 2 "Floating cutting" to protect the sward; better forage quality and reduced load on the complete mower





Faster drying.

TAURUS TINE-ROTOR CONDITIONER FOR THREE-POINT ATTACHMENT



Tine-rotor conditioner for three-point attachment

The quicker way to better forage.

- ▶ Pick-up width of 1.73 m (TAURUS 275 D) and 1.82 m (TAURUS 285 D)
- ▶ Favourable weight distribution even for small tractors thanks to low-lying towing point
- ▶ Intensity adjustment using counter-comb adjustment
- ▶ Super C tines with tine saver

TAURUS 285 D

- ▶ Highest forage throughput with enlarged rotor
- ▶ Spreader device that can be adjusted without tools

TAURUS 275 D TAURUS 285 D

Three-point headstock

PARTICULARLY SUITABLE FOR USE ON ALPINE TERRAIN


With the combined use of a front-mounted mower and the TAURUS 275 D or TAURUS 285 D rear-mounted conditioner, you can achieve an unprecedented level of efficiency when harvesting forage in alpine areas. The optimum weight distribution leads to a very good track stability, even on difficult sections.

SAFETY ON SLOPES

The low-lying towing point with automatic centring during raising by telescopic arms and the additional locking mechanism in the sliding plate prevent the machine from running into the back of the tractor when travelling downhill. The trailing behaviour of the conditioner is excellent. The machine does not swing in the direction of travel. When the machine is raised on an incline, the tractor will remain stable.


ACCESSORIES

- ▶ Spreader device for TAURUS 275 D
- ▶ Contact wheel for best possible ground adaptation
- ▶ Optimal driving stability and smoothness thanks to the large tyres (TAURUS 285 D)




IMPROVED CONDITIONER EFFECT

The TAURUS 285 D is equipped with a chequered plate as standard at the top of the conditioner hood. This further improves the intensity of the conditioner effect.



INTENSITY ADJUSTMENT FOR LOOSE SWATHS IN ANY SITUATION

The conditioning intensity can be adjusted to the working conditions using a handle. This is carried out by adjusting the counter-comb to various levels.



EASILY ADJUST THE WIDTH DISTRIBUTION

The TAURUS 285 D can deposit forage across the whole width or in a narrow swath. This is possible thanks to the standard spreader device that can be adjusted without the need for tools. You benefit from the fact that it is more convenient to operate. The increased rotor diameter also permits a very high forage throughput, even with a large volume of forage.



OUR LIGHTWEIGHT

The TAURUS 275 D, specially designed for use with light alpine tractors, is the right machine for the job. Because of its low weight – less than 400 kg – only minimal power is needed for it to demonstrate its full abilities, alongside an impressive pick-up width of up to 1.73 m.

Technical data

RADON	270 FP	2940 FP-V	3140 FP-V	3340 FP-V	310 FZ	187
Dimensions and weight						
Approx. working width in m	2,55	2,86	3,06	3,26	3,06	1,85
Approx. transport width in m	2,50	2,78	3,00	3,20	3,00	1,70
Approx. swath width in m	0,70-1,10	1,20-1,40	1,20-1,60	1,40-1,75	1,10-1,35	0,85
Approx. transport length in m	1,29	1,65	1,65	1,65	1,39	3,38
Approx. weight in kg	726	846	874	907	910	524
Power requirement						
Approx. power requirement in kW/hp	48/65	55/75	55/75	55/75	55/75	29/40
Attachment						
Attachment	CAT II	CAT II	CAT II	CAT II	CAT II	CAT II
Mower unit						
Mowing drums	4	4	4	4	4	2
Blades per drum	3	3	3	3	3	3
Conditioner	-	-	-	-	-	□
Cutting height adjustment	■	■	■	■	■	□
Quick-release blade system	■	■	■	■	■	■
Swath disc	■	■	■	■	■	-
Hydraulics and PTO stub shaft						
Required hydraulic connections	-	-	-	-	1 x SAV	-
PTO stub shaft speed in rpm	1000	1000	1000	1000	1000	540
Drive shaft with freewheel	■	■	■	■	■	■
KENNFIXX®	-	-	-	-	-	-

■ Series □ Equipment variant - not available

MACHINE DESIGNATIONS AND ABBREVIATIONS

- ▶ **FP:** Front-mounted oscillating linkage
- ▶ **V:** Variable cutting height adjustment
- ▶ **FZ:** Front-mounted headstock with trailing linkage
- ▶ **KC:** Tine conditioner
- ▶ **TL:** TurboLift system
- ▶ **D:** Three-point headstock



Quick-change blade system



TurboLift

THREE-POINT CONDITIONER

TAURUS	275 D	285 D
Dimensions and weight		
Approx. working width in m	1,73	1,82
Approx. weight in kg	398	548
Power demand		
Approx. power demand in kW/hp	15/20	25/35
Mower unit		
Conditioner	Zinken	Zinken
PTO rpm	540/1.000	540/1.000

Illustrations show some of the special equipment. The right to technical revision is reserved. Some machines available in selected countries only. The images provided do not necessarily correspond to the most recent version of standard equipment.

225**310 TL**

2,20	3,06
1,90	1,90
1,00	1,95
3,73	1,64
610	1.105
36/50	60/82
CAT II	CAT II + III
2	4
4	3
□	-
□	□
■	■
□	□
-	1 x SAV, 1 x DAV
540	1000
■	■
-	■





AGCO Feucht GmbH

Fellastraße 1-3
90537 Feucht
Germany

📞 +49 9128 73-0

📠 +49 9128 73-117

fella-marketing@AGCOcorp.com

www.fella.eu

Your FELLA quality partner