

# PRODUCTS CATALOGUE

"AT EASE IN YOUR CONSTRUCTION SITE"

[www.ritmo.it](http://www.ritmo.it)





# **Ritmo meets all your welding needs in your jobsite**



The information and photos in this publication are not binding and RITMO S.P.A. is free to make any alterations without prior notice.



# ADVANTAGE RITMO



## **RITMO WORLDWIDE**

Ritmo has professional distributors and resellers all over the world. Our staff is ready to assist you in English, Spanish, French, German, Arab, Italian, Russian and Portuguese.

## **TRAINING**

From many years now, we have decided that the best way to grant a client/distributor a perfect knowledge of our products is to invest in custom training, in our own premises. These courses are aimed to teach how to operate the products in the best way, and how to supply the "first aid" when necessary.

## **PRESALES TECHNICAL ASSISTANCE**

When a client or a potential client wants to buy us a product, it is our standard procedure to help find the best solution to its needs.

## **GLOBAL ADVICE**

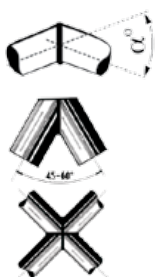
In such a technical field as ours, the customer requires the best assistance. Thanks to the experience developed along the years, and to the co-operation with several manufacturers, institutions, schools and training institutes, RITMO is able to give the most comprehensive advice to no matter which related issue. Our company is a long-time member of a UNIPLAST's (UNI-Italian National Plastics Standards Body) working group dedicated to the study and draw up of new standards within our field. The importance of this group is linked to the fact that the expansion of the plastic welding field ought to be followed by a crescent sensitivity for safety issues, so to have a sustainable and continuous growth. The working group prepares draws, hence present them to the UNI to be discussed and eventually transformed into new standards.

## **AFTER SALES TECHNICAL ASSISTANCE**

Ritmo's Service Centre can solve all kind of technical issues, as well as overhaul our machines. Ritmo has other Service Centres abroad, linked to its official distributors.

## **STARTING AND TESTING**


RITMO' technicians are prepared to make the starting and testing of workshop machines at the client' own premises, so that the fittings production can start almost immediately.



**Elbows 90 ÷ 400 mm**  
4" ÷ 16" IPS; 4" ÷ 14" DIPS  
0° ÷ 45°

**Wyes 90 ÷ 315 mm**  
4" ÷ 12" IPS; 4" ÷ 10" DIPS  
45° ÷ 60°

**Tees/Crosses**  
90 ÷ 315 mm  
4" ÷ 12" IPS; 4" ÷ 10" DIPS



# ALFA 400 EASY LIFE

This is a workshop welding machine designed to fabricate fittings like elbows (up to Ø 400 mm; 16" IPS), wyes (Y), tees and crosses (up to Ø 315 mm; 12" IPS) by joining pipe segments, with the help of special jaws.

The ALFA 400 EASY LIFE can also weld special and moulded fittings such as elbows, tees and flange necks, thanks to a different type of special jaws. Composed of:

A machine body with two carriages, one of which driven by a hydraulic system. A control panel that features the CNC system, thanks to this would eliminate any risk of error due to the operator. The CNC incorporates a data-logging that can store up to 4000 cycles; possibility to pre-set 50 customized. It is possible to download the PDF report via USB slot.

A printer can be connected to the serial port, to get a welding report at the end of each welding cycle. A heating plate featuring a new horizontal sliding system, automatically operated, which enables a fast side-sliding of the plate during the exchange period. The whole process is carried out with no need of disconnecting the upper cylinder, whenever it is in use. A milling cutter for levelling the ends of pipes and/or fittings that slides on recirculating ball slideways, with an electronic device for a soft start. An upper cylinder, to be positioned on the jaws, for welding extra thick pipes and/or whenever it's necessary to use high pressures. Available in 230 V and 400 V.

## STANDARD COMPOSITION

Welding machine complete with:

- control panel
- heating plate
- milling cutter
- upper cylinder and tools kit
- elbows clamps Ø 400 mm;
- inserts Ø 90 ÷ 355 mm

## ON REQUEST

- **Elbows clamps Ø 16" IPS;**  
inserts Ø 4" ÷ 14" IPS; Ø 4" ÷ 14" DIPS
- **Tees/crosses clamps Ø 315 mm;**  
inserts Ø 90 ÷ 280 mm
- **Tees/crosses clamps Ø 12" IPS;**  
inserts Ø 4" ÷ 10" IPS; Ø 4" ÷ 10" DIPS
- **Wyes clamps Ø 315 mm;**  
inserts Ø 90 ÷ 280 mm
- **Wyes clamps Ø 12" IPS;**  
inserts Ø 4" ÷ 10" IPS; Ø 4" ÷ 10" DIPS
- Right or left special clamps Ø 400;
- inserts from Ø 90 to Ø 355 mm
- Tool for flange necks
- Facer disk for PVC

## TECHNICAL FEATURES

Materials	HDPE, PP For other materials contact RITMO S.P.A.
Power supply	230 V Single Phase 50/60 Hz 400 V Three Phase 50/60 Hz
Total absorbed power	7360 W
Working temperature	180° ÷ 280° C (356° ÷ 536° F)
Outside temperature range	-5° ÷ 40° C (23° ÷ 104° F)
Weight machine body	647 Kg (1426 lb)
Dimensions	1490 x 2020 x 1700 mm 58.6" x 79.5" x 67"




Special clamps  
Ø 400 mm

# FITTINGS FABRICATION MACHINES



WORKING RANGE Ø mm	90	110	125	140	160	180	200	225	250	280	315	355	400	450	500	560	630	710	800	900	1000	1200	1400	1600
<b>ALFA 400 MANUAL</b>																								
<b>ELBOWS</b>	90	110	125	140	160	180	200	225	250	280	315	355	400											
<b>Y - T - X</b>	90	110	125	140	160	180	200	225	250	280	315													
<b>ALFA 400 EASY LIFE</b>																								
<b>ELBOWS</b>	90	110	125	140	160	180	200	225	250	280	315	355	400											
<b>Y - T - X</b>	90	110	125	140	160	180	200	225	250	280	315													
<b>ALFA 400 CTB</b>																								
<b>ELBOWS</b>		110	125	140	160	180	200	225	250	280	315	355	400											
<b>Y - T - X</b>		110	125	140	160	180	200	225	250	280	315	355												
<b>ALFA 630 T</b>																								
<b>ELBOWS</b>								225	250	280	315	355	400	450	500	560	630							
<b>Y - T - X</b>								225	250	280	315	355	400	450	500	560	630							
<b>ALFA 1000</b>																								
<b>ELBOWS</b>												355	400	450	500	560	630	710	800	900	1000			
<b>Y - T - X</b>												355	400	450	500	560	630	710	800					
<b>ALFA 1200</b>																								
<b>ELBOWS</b>																	630	710	800	900	1000	1200		
<b>Y - T - X</b>																	630	710	800	900	1000			
<b>ALFA 1600</b>																								
<b>ELBOWS</b>																		710	800	900	1000	1200	1400	1600
<b>Y - T - X</b>																		710	800	900	1000	1200		
<b>WORKING RANGE Ø mm</b>	90	110	125	140	160	180	200	225	250	280	315	355	400	450	500	560	630	710	800	900	1000	1200	1400	1600




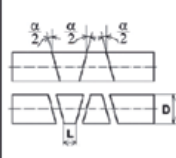
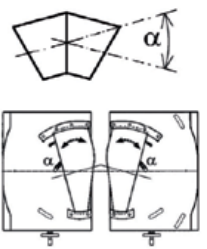



WORKING RANGE Ø IPS	4"	5"	6"	8"	10"	12"	14"	16"	18"	20"	22"	24"	26"	28"	30"	32"	34"	36"	42"	48"	54"	63"
ALFA 400 MANUAL																						
ELBOWS	4"	5"	6"	8"	10"	12"	14"	16"														
Y - T - X	4"	5"	6"	8"	10"	12"																
ALFA 400 EASY LIFE																						
ELBOWS	4"	5"	6"	8"	10"	12"	14"	16"														
Y - T - X	4"	5"	6"	8"	10"	12"																
ALFA 400 CTB																						
ELBOWS	4"	5"	6"	8"	10"	12"	14"	16"														
Y - T - X	4"	5"	6"	8"	10"	12"																
ALFA 630 T																						
ELBOWS				8"	10"	12"	14"	16"	18"	20"	22"	24"										
Y - T - X				8"	10"	12"	14"	16"	18"	20"	22"	24"										
ALFA 48"																						
ELBOWS												24"	26"	28"	30"	32"	34"	36"	42"	48"		
Y - T - X												24"	26"	28"	30"	32"	34"	36"				
ALFA 63"																						
ELBOWS													26"	28"	30"	32"	34"	36"	42"	48"	54"	63"
Y - T - X													26"	28"	30"	32"	34"	36"	42"	48"		
WORKING RANGE Ø IPS	4"	5"	6"	8"	10"	12"	14"	16"	18"	20"	22"	24"	26"	28"	30"	32"	34"	36"	42"	48"	54"	63"


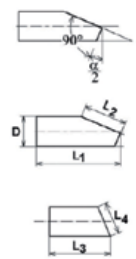
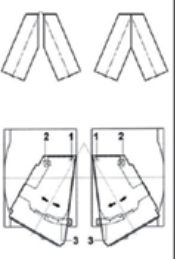
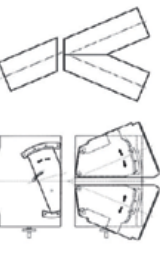

WORKING RANGE Ø DIPS	2"	3"	4"	5"	6"	8"	10"	12"	14"	16"	18"	20"	22"	24"
ALFA 400 MANUAL														
ELBOWS			4"	5"	6"	8"	10"	12"	14"					
Y - T - X			4"	5"	6"	8"	10"							
ALFA 400 EASY LIFE														
ELBOWS			4"	5"	6"	8"	10"	12"	14"					
Y - T - X			4"	5"	6"	8"	10"							
ALFA 400 CTB														
ELBOWS			4"	5"	6"	8"	10"	12"	14"					
Y - T - X			4"	5"	6"	8"	10"	12"						
ALFA 630 T														
ELBOWS						8"	10"	12"	14"	16"	18"	20"	22"	24"
Y - T - X						8"	10"	12"	14"	16"	18"	20"	22"	24"
WORKING RANGE Ø DIPS	2"	3"	4"	5"	6"	8"	10"	12"	14"	16"	18"	20"	22"	24"

# HOW TO FABRICATE A SPECIAL FITTING


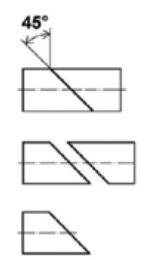
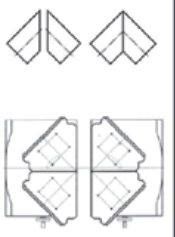
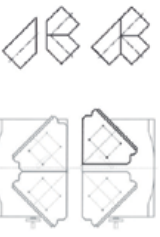

## ELBOWS

	Cut	Welding	
			


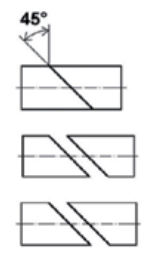
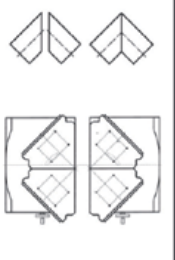
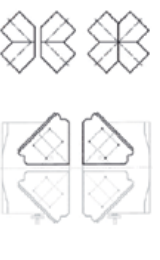

## WYES (Y)

	Cut	Welding 1 <sup>st</sup> stage	Welding 2 <sup>nd</sup> stage	
				

## TEES

	Cut	Welding 1 <sup>st</sup> stage	Welding 2 <sup>nd</sup> stage	
				

## CROSSES

	Cut	Welding 1 <sup>st</sup> stage	Welding 2 <sup>nd</sup> stage	
				

**RITMO S.p.A.**  
Via A. Volta, 35/37 - 35037  
Bresseo di Teolo (PADOVA) ITALY

Ph. +39 049 9901888  
Fax +39 049 9901993

[info@ritmo.it](mailto:info@ritmo.it)  
[www.ritmo.it](http://www.ritmo.it)

