Back Pressure Regulator Made of Stainless Steel Throughout D3000

Description	The back pressure regulator protects compressed air devices from excessive pressure. If the pressure setpoint is exceeded, overpressure is vented into the atmosphere until the setpoint is reached again. It is recommended to choose a pressure range as low as possible.
Media	compressed air, gases or liquids
System pressure	see chart, max. 65 bar
Adjustment	by adjusting screw at D3000-01 to -A6, with locknut by T-handle at D3000-06 to -16, with locknut
Gauge port	for inlet pressure, G⅛ on both sides of the body at D3000-01 , all others G¼, screw plugs supplied
Mounting position	any
Temperature range	0 °C to 80 °C / 32 °C to 176 °F for FKM or EPDM 0 °C to 130 °C / 32 °C to 266 °F for high temperature version for appropriately conditioned compressed air down to -20 °C / -4 °F or low temperature version down to -40°C / -40 °F
Material	Body: stainless steel 316L, material no 1.4404 O-rings: FKM, optionally NBR/Buna-N or EPDM Diaphragm: NBR/Buna-N with PTFE coating, optionally stainless steel Inner valve: stainless steel 316L, material no 1.4404

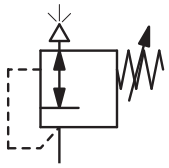

G⅛ to G2, FDA
0.1 … 1.5 / 50 bar

Dimensions A mm	B mm	C mm	Regul. system D: Diaphragm P: Piston	Exhaust rate l/min*1	Over-pressure max. bar	Connection thread G	Adjustment range bar	Order number
Back pressure regulator					overpressure max. 30 / 65 bar, PTFE diaphragm and FKM o-ring			**D3000**
40	83	13	D	400	30	G⅛	0.1 … 1.5	**D3000-01AT**
							0.2 … 3.0	**D3000-01BT**
							0.5 … 8.0	**D3000-01DT**
							1.0 … 15	**D3000-01ET**
40	83	13	D	400	30	G¼	0.1 … 1.5	**D3000-A2AT**
							0.2 … 3.0	**D3000-A2BT**
							0.5 … 8.0	**D3000-A2DT**
							1.0 … 15	**D3000-A2ET**
64	161	38	D	800	30	G¼	0.1 … 1.5	**D3000-02AT**
							0.2 … 3.0	**D3000-02BT**
							0.5 … 8.0	**D3000-02DT**
							1.0 … 15	**D3000-02ET**
64	175	38	P	800	65		2.0 … 30	**D3000-02FT**
							3.0 … 50	**D3000-02GT**
64	161	38	D	800	30	G⅜	0.1 … 1.5	**D3000-03AT**
							0.2 … 3.0	**D3000-03BT**
							0.5 … 8.0	**D3000-03DT**
							1.0 … 15	**D3000-03ET**
64	175	38	P	800	65		2.0 … 30	**D3000-03FT**
							3.0 … 50	**D3000-03GT**
80	166	37	D	2 500	30	G½	0.1 … 1.5	**D3000-04AT**
							0.2 … 3.0	**D3000-04BT**
							0.5 … 8.0	**D3000-04DT**
							1.0 … 15	**D3000-04ET**
80	166	37	P	2 500	65		2.0 … 30	**D3000-04FT**
							3.0 … 50	**D3000-04GT**

D3000-01/-A2

D3000-02/-03

D3000-04

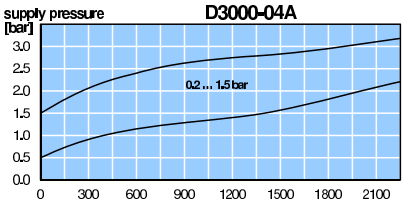

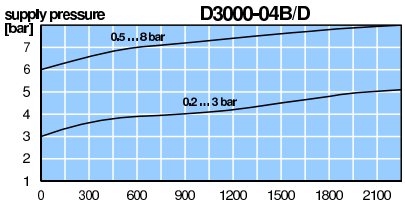

Accessories, see next pages

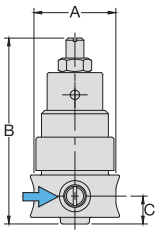

D3000-01/- A2

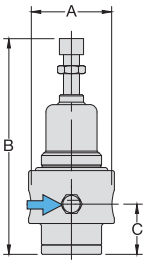

D3000-02/-03

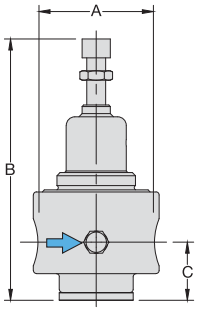

D3000-04

*1 at 7 bar overpressure and open outlet

Gauges: see chapter for measuring devices

PDF CAD
www.aircom.net

Order example:
D3000-01AT

SST
15

Back Pressure Regulator Made of Stainless Steel Throughout D3000

Description	The back pressure regulator protects compressed air devices from excessive pressure. If the pressure setpoint is exceeded, overpressure is vented into the atmosphere until the setpoint is reached again. It is recommended to choose a pressure range as low as possible.
Media	compressed air, gases or liquids
System pressure	see chart, max. 65 bar
Adjustment	by adjusting screw at D3000-01 to -A6, with locknut by T-handle at D3000-06 to -16, with locknut
Gauge port	for inlet pressure, G⅛ on both sides of the body at D3000-01 , all others G¼, screw plugs supplied
Mounting position	any
Temperature range	0 °C to 80 °C / 32 °C to 176 °F for FKM or EPDM 0 °C to 130 °C / 32 °C to 266 °F for high temperature version for appropriately conditioned compressed air down to -20 °C / -4 °F or low temperature version down to -40°C / -40 °F
Material	Body: stainless steel 316L, material no 1.4404 O-rings: FKM, optionally NBR/Buna-N or EPDM Diaphragm: NBR/Buna-N with PTFE coating, optionally stainless steel Inner valve: stainless steel 316L, material no 1.4404

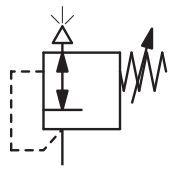

G⅛ to G2, FDA
0.1 … 1.5 / 50 bar

D3000-06/-08/-10/-1A

Back pressure regulator

overpressure max. 30 / 65 bar, PTFE diaphragm and FKM o-ring **D3000**

Dimensions A mm	B mm	C mm	Regul. system D: Diaphragm P: Piston	Exhaust rate l/min*1	Over-pressure max. bar	Connection thread G	Adjustment range bar	Order number
165	257	21	D	8000	30	G¾	0.1 … 1.5	**D3000-06AT**
							0.2 … 3.0	**D3000-06BT**
							0.5 … 8.0	**D3000-06DT**
							1.0 … 15	**D3000-06ET**
165	271	21	P	8000	65		2.0 … 30	**D3000-06FT**
							3.0 … 50	**D3000-06GT**
165	257	21	D	8000	30	G1	0.1 … 1.5	**D3000-08AT**
							0.2 … 3.0	**D3000-08BT**
							0.5 … 8.0	**D3000-08DT**
							1.0 … 15	**D3000-08ET**
165	271	21	P	8000	65		2.0 … 30	**D3000-08FT**
							3.0 … 50	**D3000-08GT**
269	257	21	D	8000	30	G1¼	0.1 … 1.5	**D3000-10AT**
							0.2 … 3.0	**D3000-10BT**
							0.5 … 8.0	**D3000-10DT**
							1.0 … 15	**D3000-10ET**
269	271	21	P	8000	65		2.0 … 30	**D3000-10FT**
							3.0 … 50	**D3000-10GT**
269	257	21	D	8000	30	G1½	0.1 … 1.5	**D3000-1AAT**
							0.2 … 3.0	**D3000-1ABT**
							0.5 … 8.0	**D3000-1ADT**
							1.0 … 15	**D3000-1AET**
269	271	21	P	8000	65		2.0 … 30	**D3000-1AFT**
							3.0 … 50	**D3000-1AGT**

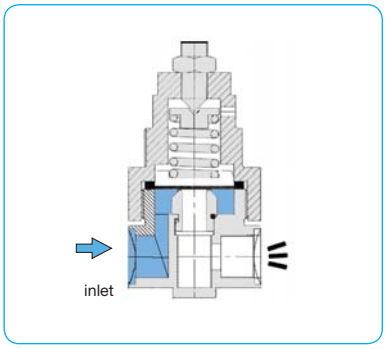

with diaphragm

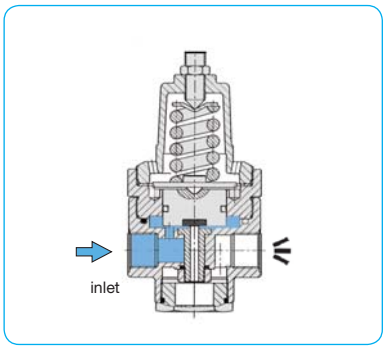

with piston

Accessories, see next pages

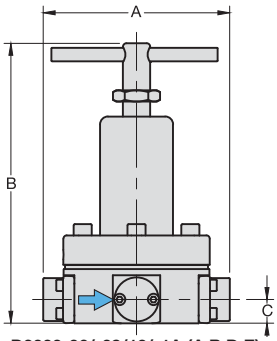

D3000-06/-08/10/-1A (A,B,D,E)

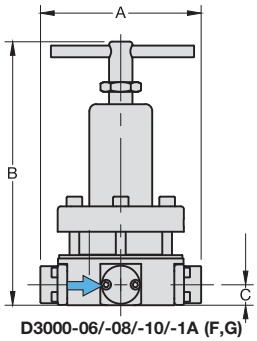

D3000-06/-08/-10/-1A (F,G)

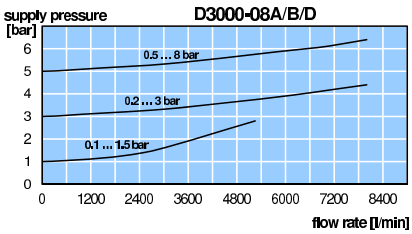

*1 at 7 bar overpressure and open outlet

Gauges: see chapter for measuring devices

PDF CAD
www.aircom.net

Order example:
D3000-06AT

Back Pressure Regulator Made of Stainless Steel Throughout D3000

Description	The back pressure regulator protects compressed air devices from excessive pressure. If the pressure setpoint is exceeded, overpressure is vented into the atmosphere until the setpoint is reached again. It is recommended to choose a pressure range as low as possible.
Media	compressed air, gases or liquids
System pressure	see chart, max. 65 bar
Adjustment	by adjusting screw at D3000-01 to -A6, with locknut by T-handle at D3000-06 to -16, with locknut
Gauge port	for inlet pressure, G⅛ on both sides of the body at D3000-01 , all others G¼, screw plugs supplied
Mounting position	any
Temperature range	0 °C to 80 °C / 32 °C to 176 °F for FKM or EPDM 0 °C to 130 °C / 32 °C to 266 °F for high temperature version for appropriately conditioned compressed air down to -20 °C / -4 °F or low temperature version down to -40°C / -40 °F
Material	Body: stainless steel 316L, material no 1.4404 O-rings: FKM, optionally NBR/Buna-N or EPDM Diaphragm: NBR/Buna-N with PTFE coating, optionally stainless steel Inner valve: stainless steel 316L, material no 1.4404

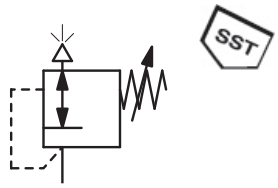

G⅛ to G2, FDA
0.1 ... 1.5 / 50 bar

D3000-12/-16

Back pressure regulator

overpressure max. 30 / 65 bar, PTFE diaphragm and FKM o-ring — **D3000**

Dimensions A mm	B mm	C mm	Regul. system D: Diaphragm P: Piston	Exhaust rate l/min*1	Over-pressure max. bar	Connection thread G	Adjustment range bar	Order number
171	377	128	P	25 000	30	G1½	0.1 ... 1.5	**D3000-12AT**
							0.2 ... 3.0	**D3000-12BT**
							0.5 ... 8.0	**D3000-12DT**
							1.0 ... 15	**D3000-12ET**
171	387	128	P	25 000	65		2.0 ... 30	**D3000-12FT**
							3.0 ... 50	**D3000-12GT**
171	377	128	P	25 000	30	G2	0.1 ... 1.5	**D3000-16AT**
							0.2 ... 3.0	**D3000-16BT**
							0.5 ... 8.0	**D3000-16DT**
							1.0 ... 15	**D3000-16ET**
171	387	128	P	25 000	65		2.0 ... 30	**D3000-16FT**
							3.0 ... 50	**D3000-16GT**

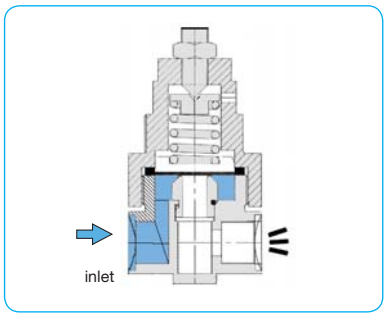

with diaphragm

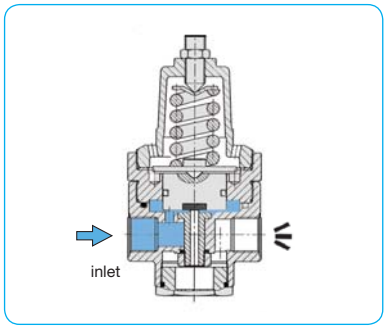

with piston

Accessories, see next page

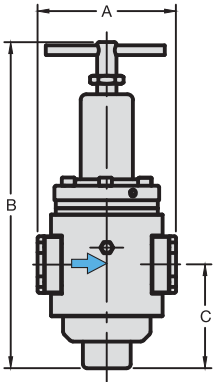

D3000-12/-16

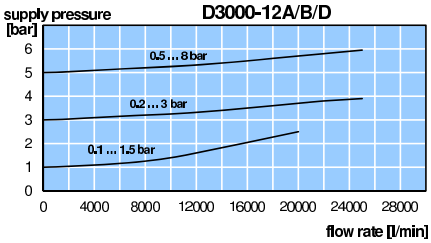

*1 at 7 bar overpressure and open outlet

PDF CAD
www.aircom.net

Order example:
D3000-12AT

Back Pressure Regulator Made of Stainless Steel Throughout D3000

Description	The back pressure regulator protects compressed air devices from excessive pressure. If the pressure setpoint is exceeded, overpressure is vented into the atmosphere until the setpoint is reached again. It is recommended to choose a pressure range as low as possible.
Media	compressed air, gases or liquids
System pressure	see chart, max. 65 bar
Adjustment	by adjusting screw at D3000-01 to -A6, with locknut by T-handle at D3000-06 to -16, with locknut
Gauge port	for inlet pressure, G⅛ on both sides of the body at D3000-01 , all others G¼, screw plugs supplied
Mounting position	any
Temperature range	0 °C to 80 °C / 32 °C to 176 °F for FKM or EPDM 0 °C to 130 °C / 32 °C to 266 °F for high temperature version for appropriately conditioned compressed air down to -20 °C / -4 °F or low temperature version down to -40°C / -40 °F
Material	Body: stainless steel 316L, material no 1.4404 O-rings: FKM, optionally NBR/Buna-N or EPDM Diaphragm: NBR/Buna-N with PTFE coating, optionally stainless steel Inner valve: stainless steel 316L, material no 1.4404

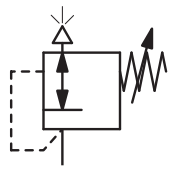

G⅛ to G2, FDA
0.1 ... 1.5 / 50 bar

Dimensions A mm	B mm	C mm	Regul. system **D:** Diaphragm **P:** Piston	Exhaust rate l/min*1	Over-pressure max. bar	Connection thread G	Adjustment range bar	Order number

Special options, add the appropriate letter

NPT	connection thread	for G⅛ to G½, G1½ (12) and G2	D3000- . . . . **N**
NPT	connection thread	for G¾ to G1½ (1A)	D3000- . . . . **N**
down to -40 °C/ -40°F	low temperature version	from G¼ (02) on	D3000- **X51**
up to 130 °C/266 °F	high temperature version	from G¼ (02) on	D3000- **X54**
FKM -o-ring	for piston regulator or PTFE diaphragm		D3000- . . . **T**
EPDM-o-ring			D3000- . . . **TE**
EPDM-o-ring	FDA-Zulassung		D3000- . . . **TD**
SST diaphragm	FKM -o-ring	for G¼ (02) to G1	D3000- . . . **S**
	NBR -o-ring	for G¼ (02) to G1	D3000- . . . **SB**
	EPDM-o-ring	for G¼ (02) to G1	D3000- . . . **SE**
	EPDM-o-ring, FDA-approval	for G¼ (02)	D3000-02 . **SD**
ammonia *3	NH_3		D3000- . . . **02**
carbon dioxide	CO_2		D3000- . . . **03**
argon	Ar		D3000- . . . **05**
nitrogen	N_2		D3000- . . . **07**
helium	He		D3000- . . . **09**
hydrogen	H_2		D3000- . . . **11**
methane	CH_4		D3000- . . . **13**
natural gas *4			D3000- . . . **14**
oxgen	O_2		D3000- . . . **15**
propane	C_3H_6		D3000- . . . **16**
nitrous oxide	N_2O		D3000- . . . **17**
water	H_2O		D3000- . . . . **W**
flange connection	see end of the chaper / flanges		D3000- . . . . **F.**

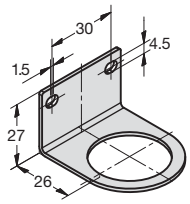

BW30-03S

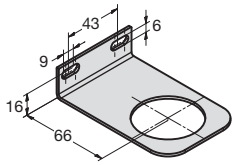

BW45-03S

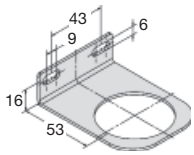

BW50-01S

Accessories

pressure gauge	Ø 40 mm, 0...*2 bar, G⅛	for G⅛ and G¼ (A2)	**MS4001-..***2
	Ø 50 mm, 0...*2 bar, G¼	for G¼ (02) to G½	**MS5002-..***2
	Ø 63 mm, 0...*2 bar, G¼	for G¾ (06) to G2	**MS6302-..***2
mounting bracket		for G⅛ and G¼ (A2)	**BW30-03S**
mounting nut			**M30x1,5S**
mounting bracket		for G¼ (02) and G⅜	**BW45-03S**
mounting nut			**M45x1,5S**
mounting bracket		for G½	**BW50-01S**
mounting nut			**M50x1,5S**
mounting bracket		for G¾ to G1½ (1A)	**BW00-59S**
		for G1½ (12) and G2	**BW00-62S**

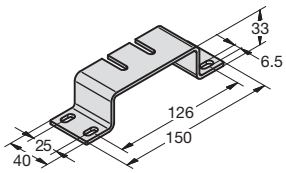

BW00-59S

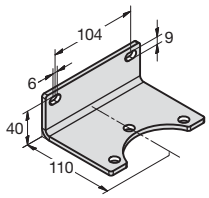

BW00-62S

*1 at 7 bar overpressure and open outlet
*2 **02** = 0...2.5 bar, **04** = 0...4 bar, **06** = 0...6 bar, **10** = 0...10 bar, **16** = 0...16 bar, **60** = 0...60 bar *4 **without DVGW-approval**

Gauges: see chapter for measuring devices

PDF CAD
www.aircom.net

Order example:
MS4001-02