

FLOW

Design Prof. Matthias Rexforth



FLOW

Design Prof. Matthias Rexforth



FLOW | Model 1470 without armrests | Model 1475 with armrests | Model 1480 without armrests | Model 1485 with armrests | Model 1495 with armrests

The name says it all. The various models in this family of chairs are characterised by a uniformly flowing design idiom. Each frame structure has a unique look of its own, but subtly communicates its association with the other chairs in the family through uniformly scaled radii and consistently designed, comfortable seat shells. The family's wide range of upholstery options and material combinations promotes the cross-functional use of the chairs in different areas of application.

Frame

Model 1470: Four-legged frame, made of precision round steel tube ZSTE 420, Ø 16 x 2 mm.

Model 1475: Four-legged frame with armrests, made of precision round steel tube ZSTE 420, Ø 16 x 2 mm.

Model 1480: Skid frame made of 12 mm quality steel wire, St37. Three-dimensionally transverse frames deformed and made of flat steel 25 x 6 mm.

Model 1485: Skid frame with armrests made of 12 mm quality steel wire, St37. Three-dimensionally transverse frames deformed and made of flat steel 25 x 6 mm.

Model 1495: Cantilevered Frame made of precision round steel tube ZSTE 420, Ø 22 x 2,5 mm.

Frame surfaces

Standard version of the frame: chrome-plated, optionally powder-coated according to the BRUNE® collection.

Seat shell

Ergonomically shaped solid shell made from beech plywood, 10 mm thick, multi-glued. By means of threaded insert invisibly screwed to the frame.

Wooden surfaces

Wooden elements made from beech wood, with natural varnish (low-solvent water varnish) in the standard version. Optionally stained according to the BRUNE® collection. Optional: Seat shell in surface veneer, finished in natural oak.

Upholstery

Seats or seats and back supports are optionally available with partial upholstery or a fully upholstered seat shell, fabric cover according to the BRUNE® collection.

Seat cushion foam:	RG/SH 35/50	ca. 15 mm stark
Back cushion foam:	RG/SH 35/50	ca. 15 mm stark
Back cushion foam on back	RG/SH 35/50	ca. 5 mm stark (fully upholstered seatshell)
Seat cushion foam padding:	RG/SH 35/50	ca. 15 mm stark
Back cushion foam padding:	RG/SH 35/50	ca. 10 mm stark

SG = specific gravity, weight per m³. CH = compression hardness (e.g.: 50 ± approx. 50 g/cm² at a compression level of 40 %)

Stacking protection

The stacking protection is firmly bolted to the frame.

Gliders

Models 1470 and 1475

Standard version: jointed plastic gliders

Optionally: jointed felt gliders
jointed metal gliders

Models 1480, 1485 and 1495

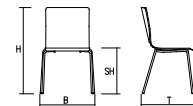
Standard version: without gliders

Optionally: plastic gliders
felt gliders

Dimensions | 1470 without armrests

Dimensions:	B	54,0 cm
	T	55,0 cm
	H	86,0 cm
	SH	45,0 cm

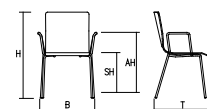
Weights:	5,2 kg
	6,0 kg (seat padding)
	6,8 kg (seat and back padding)
	7,0 kg (front side padding)
	6,2 kg (fully upholstered)



Dimensions | 1475 with armrests

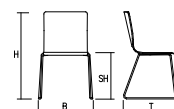
Dimensions:	B	59,0 cm
	T	55,0 cm
	AH	65,0 cm
	H	86,0 cm
	SH	45,0 cm

Weights:	6,2 kg
	7,0 kg (seat padding)
	7,8 kg (seat and back padding)
	8,0 kg (front side padding)
	7,2 kg (fully upholstered)



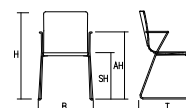
Dimensions | 1480 without armrests

Dimensions:	B	54,0 cm
	T	55,0 cm
	H	87,0 cm
	SH	46,0 cm
Weights:		7,0 kg
		7,8 kg (seat padding)
		8,6 kg (seat and back padding)
		8,8 kg (front side padding)
		8,0 kg (fully upholstered)



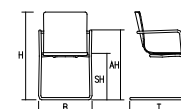
Dimensions | 1485 with armrests

Dimensions:	B	54,0 cm
	T	55,0 cm
	AH	67,0 cm
	H	87,0 cm
	SH	46,0 cm
Weights:		7,2 kg
		8,0 kg (seat padding)
		8,8 kg (seat and back padding)
		9,0 kg (front side padding)
		8,2 kg (fully upholstered)



Dimensions | 1495 with armrests

Dimensions:	B	53,0 cm
	T	59,0 cm
	AH	69,5 cm
	H	88,0 cm
	SH	46,0 cm
Weights:		9,0 kg
		9,8 kg (seat padding)
		10,6 kg (seat and back padding)
		10,8 kg (front side padding)
		10,0 kg (fully upholstered)

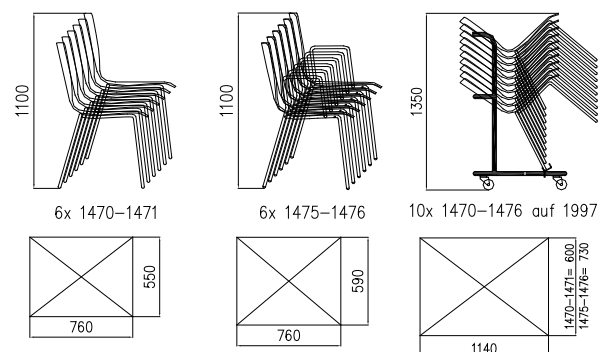


Stackability

Models 1470-1476

Stacking type: front stapling, stackable 6 chairs
10 chairs on inclined chair stacking trolley 1997
Stacking protection recommended

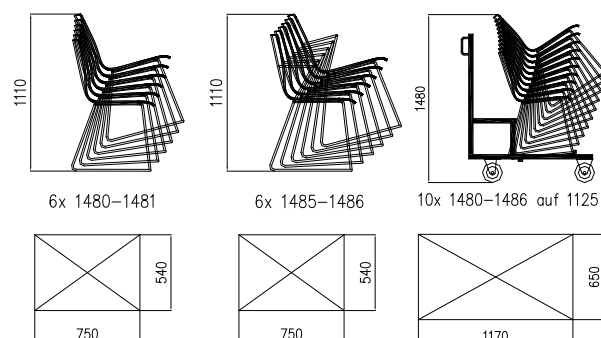
Required floor space: Length: 76 cm
Length: 114 cm on stacking trolley
Width: 55 cm without armrests
Width: 59 cm with armrests
Height: 110 cm
Height: 135 cm on stacking trolley



Models 1480-1486

Stacking type: front stapling, stackable 6 chairs
10 chairs on inclined chair stacking trolley 1125
Stacking protection recommended

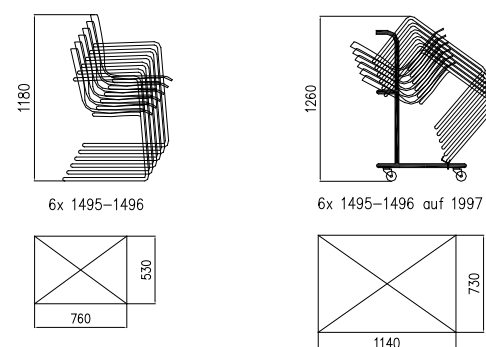
Required floor space: Length: 75 cm
Length: 117 cm on stacking trolley
Width: 54 cm without armrests
Width: 54 cm with armrests
Width: 65 cm on stacking trolley
Height: 111 cm
Height: 148 cm on stacking trolley



Models 1495-1496

Stacking type: front stapling, stackable 6 chairs
6 chairs on inclined chair stacking trolley 1997
Stacking protection recommended

Required floor space: Length: 76 cm
Length: 114 cm on stacking trolley
Width: 53 cm
Width: 73 cm on stacking trolley
Height: 118 cm
Height: 126 cm on stacking trolley



Row linking

Row linking system Models 1470 and 1475: Retractable hook-eye system
for chair-chair | chair-armchair | armchair-armchair

Row linking system Models 1480 and 1485: In the glider integrated hook-eye system
for chair-chair | chair-armchair | armchair-armchair

Accessories

Chair trolley:	Model 1995 for the transport of stacked chairs
Inclined chair stacking trolley:	Models 1997 and 1125 for the storage and transport of stacked chairs

Certificates



TÜV Certificate



Quality management in accordance
with DIN EN ISO 9001



Environmental management system in
accordance with DIN EN ISO 14001

Awards



FLOW



1470



1470



1475



1475



1480



1480



1485



1485



1496



1496



1496