

# LIMUN

Design Andreas Ostwald



# LIMUN

Design Andreas Ostwald



**LIMUN | Model 2170**

**LIMUN Coffeetable | Model 2175**

A flowing design and clean lines, ergonomics and comfort. LIMUN has a caressing volume, but its slender structure makes it look very light. The ergonomically shaped and comfortably upholstered seat shell with its gently rising armrests provides support and stability for the back and arms. LIMUN is the perfect companion for concentrated conversations in long meetings as well as for nice chats in a relaxed atmosphere.

## Frame 2170

Die-cast aluminium frame polished as standard, optionally powder-coated with black matt structure. 4-arm base with conical cantilevers running from 35 mm to 22 mm. A rotating column at the bottom Ø 50 mm and at the top Ø 40 mm screwed to the seat shell with a four-arm crossbar support.

## Seat shell

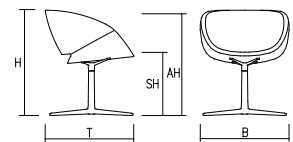
Seat shell based on a tubular steel frame with polyurethane foam coating. Flame resistant polyurethane foam in accordance with BS 5852 Crib 5.

## Gliders

Standard version:	without gliders
Optional extras:	plastic gliders
	felt gliders

## Dimensions

Width:	B	64 cm
Depth:	T	64 cm
Total height:	H	76,5 cm
Armrest height:	AH	63-76 cm increasing
Seat height:	SH	45 cm
Weight:		10,5 kg



## Awards

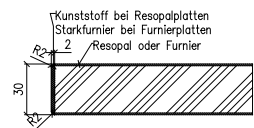


## Frame 2175

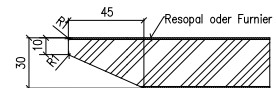
Die-cast aluminium frame polished as standard, optionally powder-coated with black matt structure. 4-arm base with conical cantilevers running from 35 mm to 22 mm. Support column fixed to the base Ø 50 mm at the bottom and Ø 40 mm at the top with a round support bracket screwed to the table top. Optionally, the pedestal can be rotated.

## Table tops

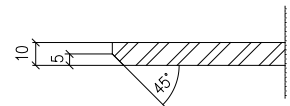
**Table top C:** 30 mm thick, multi-layer particle board, E1, coated in high pressure laminate (HPL) or veneer according to BRUNE® collection. Plate bottom side HPL white or beech veneer. ABS edging in connection with laminated top or veneer edging in combination with veneered table top. Corners rounded R65



**Table top R:** 30 mm thick, MDF, surface coated in high-pressure laminate (HPL) or veneer according to BRUNE® collection. Underside: HPL white or beech veneer. Edges MDF, straight edges, 10 mm thick, beveled over 45 mm.



**Solid core Resopal:** 10 mm thick top, solid HPL anthracite, table edge bevelled at 45° at the bottom.



## Veneer finish (Table top C and R)

Real wood veneer from the BRUNE® collection comes as a standard varnished with a low solvent content water-based lacquer, optionally stained to the BRUNE® collection.

## HPL surfaces (Table top C and R)

Resopal®-HPL from the BRUNE® collection.

## Dimensions and weight - Model 2175

Table height for tops C and R: 40 mm, table height for solid Resopal top: 38 mm.

Table size	Weight
Ø 80 cm	14,5 kg

## Certificates

---

ISO 9001:2015



Quality management in  
accordance with  
DIN EN ISO 9001

ISO 14001:2015



Environmental management  
system in accordance with  
DIN EN ISO 14001



**LIMUN**

---



---

Seat



---

Seat



---

Details

**LIMUN**

---



---

Coffeetable