

EVERY THING ULTRA SONIC

Extract from our online catalogue:

ucs ultrasonic sensors

Current to: 2023-11-13



The ucs sensors in a sturdy metal housing are mechanically compatible with the industrial standard of opto sensors.

HIGHLIGHTS

- › Robust metal housing › for harsh usage conditions
- › Dovetail design › for fast installation
- › Mechanically compatible with the industry standard › a true alternative to the optical sensor
- › Automatic synchronisation › for simultaneous operation of up to ten sensors in close quarters
- › UL Listed to Canadian and US safety standards

BASICS

- › 2 anti-valent switching outputs in pnp or npn variant
- › microsonic Teach-in using a button
- › 0.1 mm resolution
- › Temperature compensation
- › 10–30 V operating voltage
- › LinkControl › for configuration of sensors from a PC

Description

The sturdy metal housing

of the ucs sensors is mechanically compatible with the industrial standard of optical sensors.

The rotatable circular connector

allows for flexible selection of the mounting location and facilitates flexible wiring.

The ucs sensors



are available with 2 anti-valent pnp or npn switching outputs.

With the anti-valent switching behaviour of the two switching outputs, the first output works as an NO contact and the second works complementarily as an NC contact.

The Teach-in button

on the sensor's top allows for a convenient setting of the desired detection distance and operating mode.

A dual LED

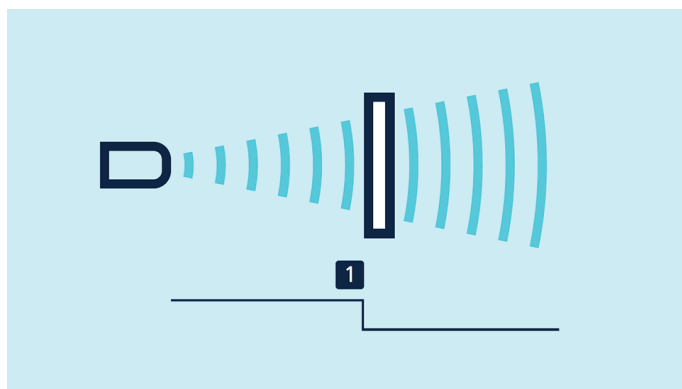
indicates the switching status of the two anti-valent switching outputs.

The ucs sensors have three operating modes:

- › Single switching point
- › Two-way reflective barrier
- › Window mode

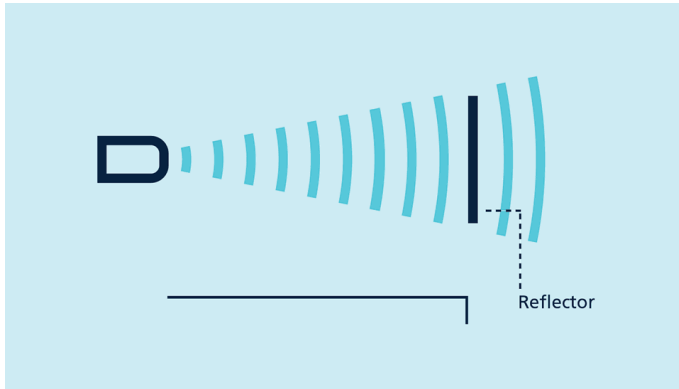
The switched output is set

by positioning the object to be detected within the desired distance (1) to the sensor, pressing the button for approx. 3 seconds and then pressing it once more for approx. 1 second. Ready.



A two-way reflective barrier

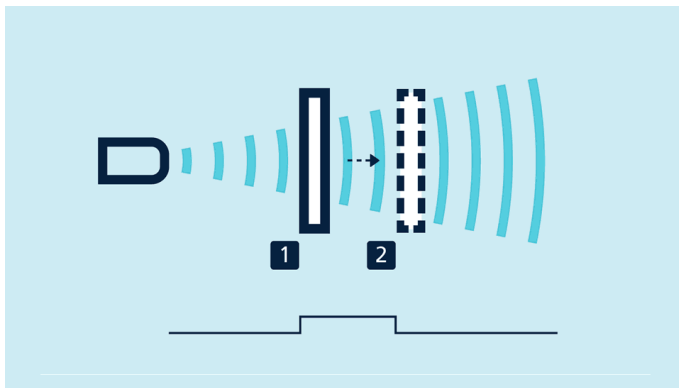
can be set up with the help of a permanently mounted reflector by mounting the ucs sensor and the reflector, then pressing the button for approx. 3 seconds and then pressing it once more for approx. 10 seconds. Now, the two-way reflective barrier has been set.



Teach-in of a two-way reflective barrier

Set a window

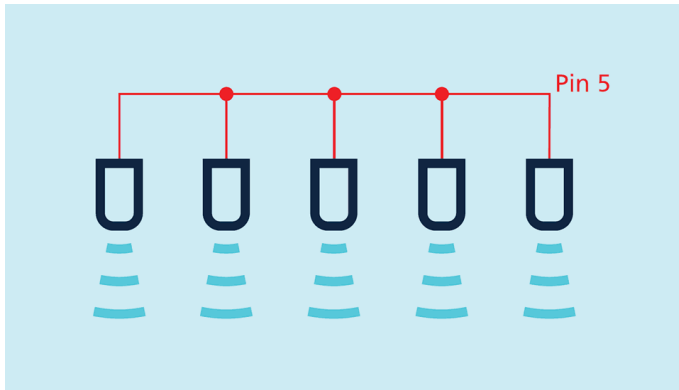
by initially positioning the object to be detected on the sensor-close window limit (1), pressing the button for approx. 3 seconds, shifting the object to the sensor-distant window limit (2) and pressing the button once more for approx. 1 second. Ready.



Teach-in of a window with two switching points

Up to ten sensors

can be synchronised with one another. To do this, all the sensors are electrically connected on pin 5 on the M12 circular connector.

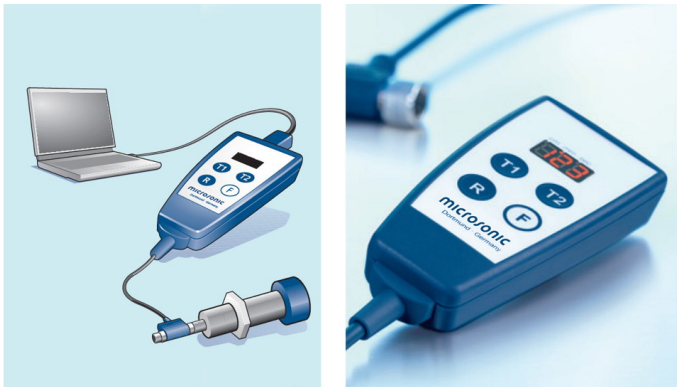


Synchronisation using pin 5

If more than 10 sensors must be synchronised, this can be carried out with the **SyncBox1** , which is available as an accessory.

LinkControl

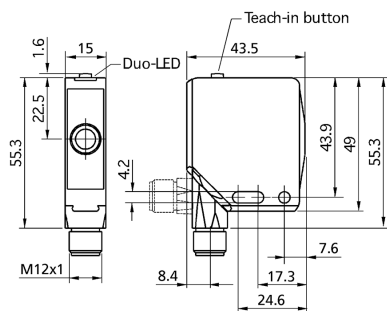
optionally permits the extensive parameterisation of ucs sensors. The LCA-2 **LinkControl adapter**, which is available as an accessory, can be used to connect ucs sensors to the PC.



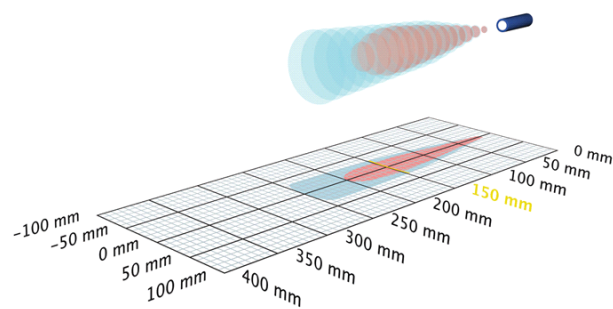
Sensor connected to the PC via LCA-2 for programming

ucs-15/CDD/QM

scale drawing



detection zone



2 x pnp



measuring range	20 - 250 mm
design	cuboidal
operating mode	proximity switch/reflective mode reflective barrier window mode
particularities	quaderförmig schlankes Schallfeld

ultrasonic-specific

means of measurement	echo propagation time measurement
transducer frequency	380 kHz
blind zone	20 mm
operating range	150 mm
maximum range	250 mm
resolution	0.10 mm
reproducibility	± 0.15 %
accuracy	± 1 % (temperature drift internally compensated)

electrical data

operating voltage U_B	10 - 30 V d.c., reverse polarity protection
voltage ripple	± 10 %
no-load current consumption	≤ 40 mA
type of connection	5-pin M12 initiator plug

ucs-15/CDD/QM

outputs

output 1	switching output pnp: $I_{\max} = 200 \text{ mA}$ ($U_B = 2V$) NOC/NCC adjustable, short-circuit-proof
output 2	switching output pnp: $I_{\max} = 200 \text{ mA}$ ($U_B = 2V$) NOC/NCC adjustable, short-circuit-proof
switching hysteresis	2.0 mm
switching frequency	25 Hz
response time	24 ms
delay prior to availability	< 300 ms

inputs

input 1	com input
---------	-----------

housing

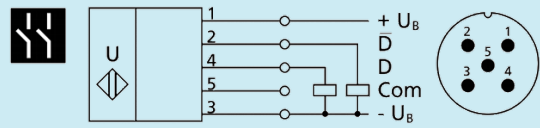
material	zinc die-casting, plastic parts, PBT
ultrasonic transducer	polyurethane foam, epoxy resin with glass contents
class of protection to EN 60529	IP 67
operating temperature	-25°C to +70°C
storage temperature	-40°C to +85°C
weight	75 g

technical features/characteristics

temperature compensation	yes
controls	1 push-button com input
scope for settings	Teach-in via push-button LCA-2 with LinkControl
Synchronisation	yes
multiplex	no
indicators	1 x Duo-LED; green: working / yellow: switch status
particularities	quaderförmig schlankes Schallfeld

ucs-15/CDD/QM

pin assignment



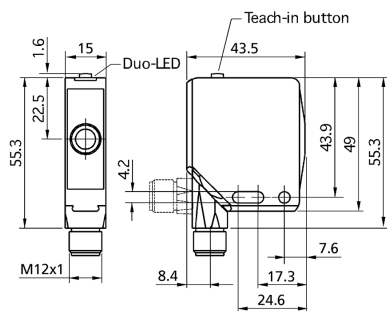
order no.

ucs-15/CDD/QM

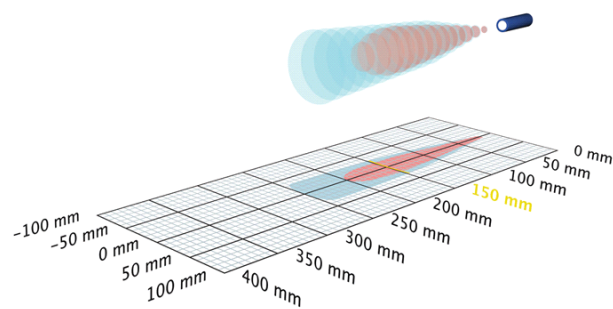
The content of this document is subject to technical changes.
Specifications in this document are presented in a descriptive way
only. They do not warrant any product features.

ucs-15/CEE/QM

scale drawing



detection zone



2 x npn



250 mm

measuring range	20 - 250 mm
design	cuboidal
operating mode	proximity switch/reflective mode reflective barrier window mode
particularities	quaderförmig schlankes Schallfeld

ultrasonic-specific

means of measurement	echo propagation time measurement
transducer frequency	380 kHz
blind zone	20 mm
operating range	150 mm
maximum range	250 mm
resolution	0.10 mm
reproducibility	± 0.15 %
accuracy	± 1 % (temperature drift internally compensated)

electrical data

operating voltage U_B	10 - 30 V d.c., reverse polarity protection
voltage ripple	± 10 %
no-load current consumption	≤ 40 mA
type of connection	5-pin M12 initiator plug

ucs-15/CEE/QM

outputs

output 1	switching output npn: $I_{\max} = 200 \text{ mA}$ ($-U_B+2V$) NOC/NCC adjustable, short-circuit-proof
output 2	switching output npn: $I_{\max} = 200 \text{ mA}$ ($-U_B+2V$) NOC/NCC adjustable, short-circuit-proof
switching hysteresis	2.0 mm
switching frequency	25 Hz
response time	24 ms
delay prior to availability	< 300 ms

inputs

input 1	com input
---------	-----------

housing

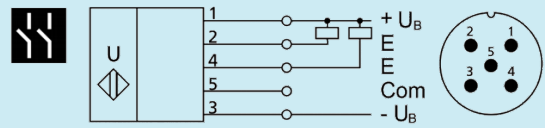
material	zinc die-casting, plastic parts, PBT
ultrasonic transducer	polyurethane foam, epoxy resin with glass contents
class of protection to EN 60529	IP 67
operating temperature	-25°C to +70°C
storage temperature	-40°C to +85°C
weight	75 g

technical features/characteristics

temperature compensation	yes
controls	1 push-button com input
scope for settings	Teach-in via push-button LCA-2 with LinkControl
Synchronisation	yes
multiplex	no
indicators	1 x Duo-LED; green: working / yellow: switch status
particularities	quaderförmig schlankes Schallfeld

ucs-15/CEE/QM

pin assignment



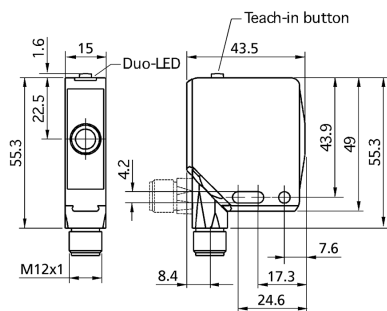
order no.

ucs-15/CEE/QM

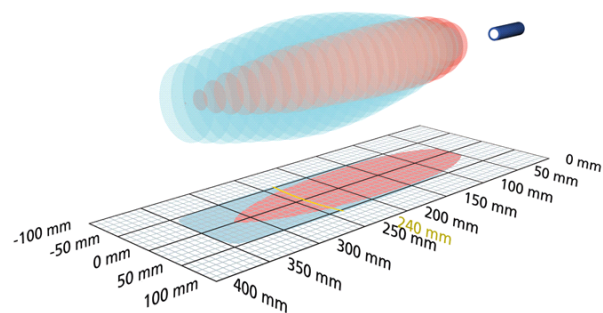
The content of this document is subject to technical changes.
Specifications in this document are presented in a descriptive way
only. They do not warrant any product features.

ucs-24/CDD/QM

scale drawing



detection zone



2 x pnp



350 mm

measuring range	55 - 350 mm
design	cuboidal
operating mode	proximity switch/reflective mode reflective barrier window mode
particularities	cuboidal

ultrasonic-specific

means of measurement	echo propagation time measurement
transducer frequency	500 kHz
blind zone	55 mm
operating range	240 mm
maximum range	350 mm
resolution	0.10 mm
reproducibility	± 0.15 %
accuracy	± 1 % (temperature drift internally compensated)

electrical data

operating voltage U_B	10 - 30 V d.c., reverse polarity protection
voltage ripple	± 10 %
no-load current consumption	≤ 45 mA
type of connection	5-pin M12 initiator plug

ucs-24/CDD/QM

outputs

output 1	switching output pnp: $I_{\max} = 200 \text{ mA}$ ($U_B = 2V$) NOC/NCC adjustable, short-circuit-proof
output 2	switching output pnp: $I_{\max} = 200 \text{ mA}$ ($U_B = 2V$) NOC/NCC adjustable, short-circuit-proof
switching hysteresis	2.0 mm
switching frequency	25 Hz
response time	24 ms
delay prior to availability	< 300 ms

inputs

input 1	com input
---------	-----------

housing

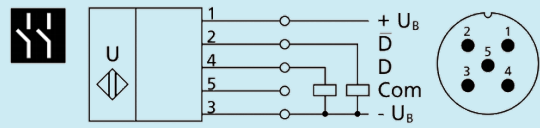
material	zinc die-casting, plastic parts, PBT
ultrasonic transducer	polyurethane foam, epoxy resin with glass contents
class of protection to EN 60529	IP 67
operating temperature	-25°C to +70°C
storage temperature	-40°C to +85°C
weight	75 g

technical features/characteristics

temperature compensation	yes
controls	1 push-button com input
scope for settings	Teach-in via push-button LCA-2 with LinkControl
Synchronisation	yes
multiplex	no
indicators	1 x Duo-LED; green: working / yellow: switch status
particularities	cuboidal

ucs-24/CDD/QM

pin assignment

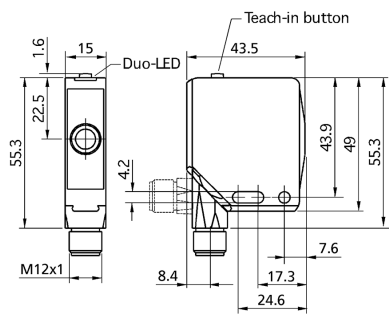


order no.

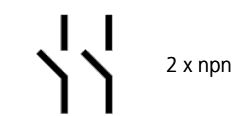
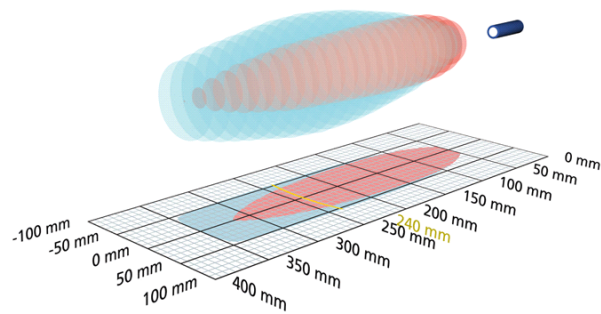
ucs-24/CDD/QM

The content of this document is subject to technical changes.
Specifications in this document are presented in a descriptive way
only. They do not warrant any product features.

scale drawing



detection zone



measuring range	55 - 350 mm
design	cuboidal
operating mode	proximity switch/reflective mode reflective barrier window mode
particularities	cuboidal

ultrasonic-specific

means of measurement	echo propagation time measurement
transducer frequency	500 kHz
blind zone	55 mm
operating range	240 mm
maximum range	350 mm
resolution	0.10 mm
reproducibility	± 0.15 %
accuracy	± 1 % (temperature drift internally compensated)

electrical data

operating voltage U_B	10 - 30 V d.c., reverse polarity protection
voltage ripple	± 10 %
no-load current consumption	≤ 40 mA
type of connection	5-pin M12 initiator plug

ucs-24/CEE/QM

outputs

output 1	switching output npn: $I_{\max} = 200 \text{ mA}$ ($-U_B+2V$) NOC/NCC adjustable, short-circuit-proof
output 2	switching output npn: $I_{\max} = 200 \text{ mA}$ ($-U_B+2V$) NOC/NCC adjustable, short-circuit-proof
switching hysteresis	2.0 mm
switching frequency	25 Hz
response time	24 ms
delay prior to availability	< 300 ms

inputs

input 1	com input
---------	-----------

housing

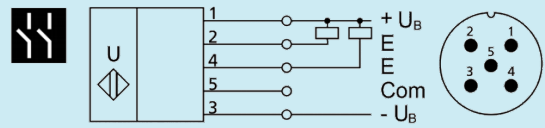
material	zinc die-casting, plastic parts, PBT
ultrasonic transducer	polyurethane foam, epoxy resin with glass contents
class of protection to EN 60529	IP 67
operating temperature	-25°C to +70°C
storage temperature	-40°C to +85°C
weight	75 g

technical features/characteristics

temperature compensation	yes
controls	1 push-button com input
scope for settings	Teach-in via push-button LCA-2 with LinkControl
Synchronisation	yes
multiplex	no
indicators	1 x Duo-LED; green: working / yellow: switch status
particularities	cuboidal

ucs-24/CEE/QM

pin assignment



order no.

ucs-24/CEE/QM

The content of this document is subject to technical changes.
Specifications in this document are presented in a descriptive way
only. They do not warrant any product features.