mimatic®

Tool Systems

Your Partner For Clever Tooling

Cutting Tools

- Thread milling
- Groove milling
- Gear milling
- Contour and radius milling
- Dovetail milling
- Sawing, cutting, slitting
- etc.



Manufacturer of Precision Tools Since 1974

mimatic®
Tool Systems

Slot Milling



mimatic Tool Systems

Table of Contents

PolyMILL

Inserts

Slot Milling	86-88
Circlip grooves	88-89

Toolholders

with cylindrical shank	90
for driven toolholders	91
with tightening shank	92

TriMILL

Inserts

Slot Milling	93+96
Circlip grooves	93-97
O-Ring grooves	94+97
Fase milling with drag chamfer	97

Toolholders

with cylindrical shank	95+98
with tightening shank	95+98
Face milling cutter	98-99

DeepMILL

Toolholders and Discs

Ø 32 mm	102
Ø 40 mm	103
Ø 50 mm	104
Ø 63 mm	105
Ø 80 mm	106

Special Toolholders

with locating bore	107
Sawblade arbor	108
Assembling instruction	108
Cutting data	168

Keyway Slot Milling Cutter

Keyway Slot Milling Cutter	109

Technical Data

Tips about circular and thread milling	176
Cutting data	166-169
Carbide grades	179

mimatic® Tool Systems

Symbols

Type designation

Tool shank without clamping surface

Tool shank with Weldon clamping surface

Solid carbide shaft without clamping surface

Solid carbide shaft with Weldon clamping surface

Tool with Conical tool shank

Tool with tighening thread

Cutter with cross groove

Smallest necessary bore-diameter

Maximum cutting depth

Internal coolant supply

Blank inserts must be equipped with a clearance angle!

Inserts without profile, ready for use with clearance angle.

Inserts for guard ring slots

Inserts for O-ring slots

DIN standard

Inserts with chamfered edges

Inserts with chipbreakers from 5 mm cutting width

For chamfering and deburring

Number of inserts (Polygon Cutter)

Number of inserts (Polygon Cutter)

Thread depth max.

Edge radius

Full radius

Milling inserts for cutting off

Formula for Tool Lengths

$$L_{WKZ} = L_{GK} + L_1 + L_{P1} \ (+L_{P2})$$

mimatic®
Tool Systems

Keyway Slot Milling Cutters

- **CNC-Turning Machines with Y-Axis**
  Increased stiffness, higher precision
- **CNC-Turning Machines without Y-Axis**
  Optimized straight run-out
- **Short Process Times**

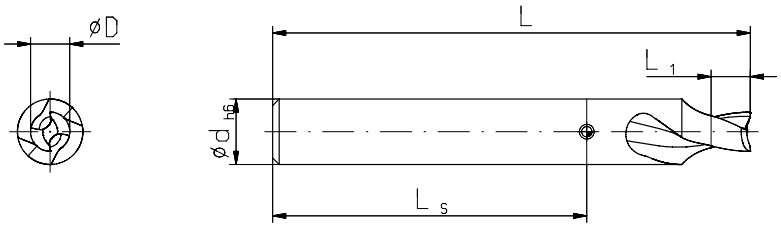

Type: right-hand cutting
Tool design: double-edged
spiral fluted
15° helix angle
without coolant

Nominal Slot Size D Pg mm	L_1 mm	d h6 mm	L mm	Order No. TINAMATIC DIN 6535 HA	Order No. TINAMATIC DIN 6535 HB
2	4	8	64,0	164341	164349
3	5	8	64,0	164342	164350
4	6	10	73,0	164343	164351
5	7	10	73,0	164344	164352
6	8	12	74,2	175538	164353
8	9	12	74,2	164345	164354
10	10	12	74,2	164346	164355
12	11	12	74,2	164347	164356
14	12	16	77,0	164348	164357

mimatic®

Tool Systems

Your Partner For Clever Tooling

- Circular- and Thread Milling Tools
- RPK-Reamers with Polygonal Interface
- Driven Toolholders for CNC Machining Centers
- Driven Toolholders for CNC Turning Machines
- Multi-Spindle Technology
- Modular Quick Change Toolholders mimatic® mi
- Static Toolholders for CNC Turning Machines
- Precision Chucks
- Special Cutting Tools

203238 KATALOG-ZW-E09

mimatic®
Tool Systems

Made in Germany

mimatic GmbH
Westendstraße 3
D-87488 Betzigau
Tel. +49 (0) 831 / 574 44-0
info@mimatic.de
www.mimatic.de