mimatic®

Tool Systems

Your Partner For Clever Tooling

Cutting Tools

- Thread milling
- Groove milling
- Gear milling
- Contour and radius milling
- Dovetail milling
- Sawing, cutting, slitting
- etc.



Manufacturer of Precision Tools Since 1974

mimatic® Tool Systems

Symbols

Type designation

Tool shank without clamping surface

Tool shank with Weldon clamping surface

Solid carbide shaft without clamping surface

Solid carbide shaft with Weldon clamping surface

Tool with Conical tool shank

Tool with tighening thread

Cutter with cross groove

Smallest necessary bore-diameter

Maximum cutting depth

Internal coolant supply

Blank inserts must be equipped with a clearance angle!

Inserts without profile, ready for use with clearance angle.

Inserts for guard ring slots

Inserts for O-ring slots

DIN standard

Inserts with chamfered edges

Inserts with chipbreakers from 5 mm cutting width

For chamfering and deburring

Number of inserts (Polygon Cutter)

Number of inserts (Polygon Cutter)

Thread depth max.

Edge radius

Full radius

Milling inserts for cutting off

Formula for Tool Lengths

$$L_{WKZ} = L_{GK} + L_1 + L_{P1} \ (+L_{P2})$$

PolyMILL

Cutting, Sawing, Slitting

Our best-selling system, mostly used as a circular cutter, also proves itself in linear applications such as cutting off, sawing, slitting with high precision.
The polygonal connection of insert and cutter body significantly improves the efficiency and precision of the machining process by:

- Longer tool life
- Defined tooth and cutting edge geometry
- Higher metal removal rates
- Higher feed rates
- Shorter machining times
- High stability
- High safety in case of interrupted cut

PolySAW

Cutting, Sawing, Slitting

The expectations of the performance and to the application range of cutting tools continuously evolve.
In response to the demand for small yet powerful and specifically process safe operating sawblades, mimatic has developed the tooling system PolySAW.

- Larger range of applications
- Defined tooth and cutting edge geometry
- mimatic core competence: Polygon interface → Quadrogon interface
- High performance coatings
- Internal coolant direct to the edges
- Clamping with only one center screw

These technical parameters resulted in the mimatic development result PolySAW with a up to tenfold cutting performance in comparsion to conventional solid carbide circular saws.

mimatic
Tool Systems

PolySAW

Sawing Tools in New Dimensions of Performance

- With PolySAW profiles can be machined up to the shoulder
- On request: Increased sawing depths (S) achievable with reductions in speed/feed
+ **Re-sharpen-Service 2x**
+ Minimum distance for operations to shoulders: 0,001 mm

The mimatic Polygon Interface – A Success Story with Continuous Evolution: Quadrogon

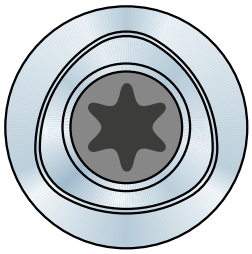

mimatic
Polygon Interface

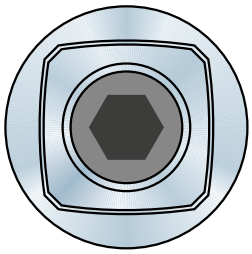

mimatic
Quadrogon* Interface

Since their development and launch in 1994, the mimatic polygon interface is the guarantee for high cutting performance with maximum precision and repeatability in the circular milling.

In the tool systems PolyMILL and PolyREAM, the polygon interface enables the reliable circular thread milling and reaming as well as T-slot milling and grooving. In many practical applications, the interface has established itself as a key factor for successful milling operations under difficult conditions.

With the development of the new tool systems DeepMILL and PolySAW, the development of the polygon interface has evolved as well. Under the brand name mimatic Quadrogon, the interface has been optimized specifically for the needs of this new mimatic high-performance tool.

* patent-protected.

mimatic® Tool Systems

PolyMILL

Slitting/Splitting, straight toothed

- Insert holder see page 132
- Cutting data see page 166



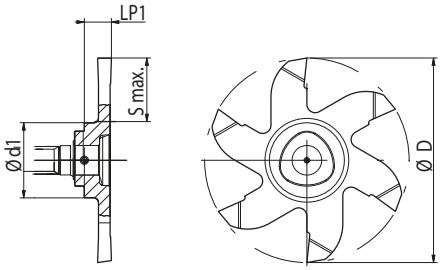

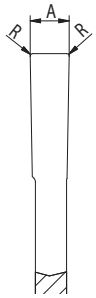

	Type	A mm	A inch	D mm	Chip angle	R mm	LP1 mm	S max. mm	Number of teeth	Order No. TINAMATIC
P25	P2528	1,5	.059	27,7	6°	0,1	4,9	6,8	6	171981
	P2528	2,0	.079	27,7	6°	0,1	4,9	6,8	6	171982
	P2528	2,39	.094	27,7	6°	0,15	4,9	6,8	6	171983
	P2528	2,5	.098	27,7	6°	0,15	4,9	6,8	6	171984
	P2528	3,0	.118	27,7	6°	0,15	4,9	6,8	6	171985
	P2528	3,175	.125	27,7	6°	0,15	5,0	6,8	6	171986
	P2537	1,0	.039	37,0	6°	0,15	4,9	11,5	6	195886 NEW
	P2537	1,5	.059	37,0	6°	0,15	4,9	11,5	6	195900 NEW
	P2537	2,0	.079	37,0	6°	0,15	4,9	11,5	6	195903 NEW
	P2537	2,5	.098	37,0	6°	0,15	4,9	11,5	6	195904 NEW
	P2537	3,0	.118	37,0	6°	0,15	4,9	11,5	6	195905 NEW

Slitting/separating, cross-toothed

- Insert holder see page 132
- Cutting data see page 166



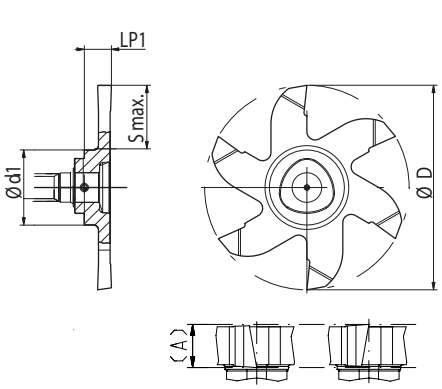

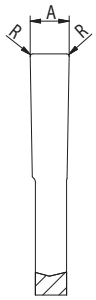

	Type	A mm	A inch	D mm	Chip angle	R mm	LP1 mm	S max. mm	Number of teeth	Order No. TINAMATIC
P25	P2528	1,5	.059	27,7	6°	0,1	4,9	6,8	6	on request
	P2528	2,0	.079	27,7	6°	0,1	4,9	6,8	6	on request
	P2528	2,39	.094	27,7	6°	0,15	4,9	6,8	6	on request
	P2528	2,5	.098	27,7	6°	0,15	4,9	6,8	6	on request
	P2528	3,0	.118	27,7	6°	0,15	4,9	6,8	6	on request
	P2528	3,175	.125	27,7	6°	0,15	5,0	6,8	6	on request
	P2537	1,0	.039	37,0	6°	0,15	4,9	11,5	6	195906 NEW
	P2537	1,5	.059	37,0	6°	0,15	4,9	11,5	6	195907 NEW
	P2537	2,0	.079	37,0	6°	0,15	4,9	11,5	6	195909 NEW
	P2537	2,5	.098	37,0	6°	0,15	4,9	11,5	6	195910 NEW
	P2537	3,0	.118	37,0	6°	0,15	4,9	11,5	6	195911 NEW

mimatic Tool Systems

PolyMILL

Slitting/Splitting, with 8° bevel for burr-free cutting

- Insert holder see page 132
- Cutting data see page 166

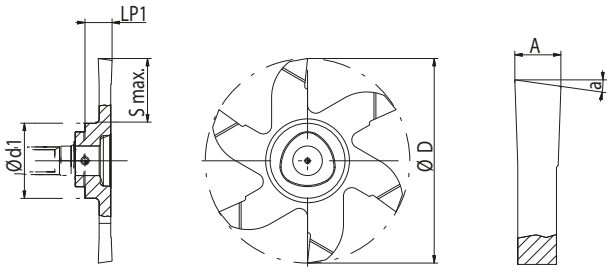

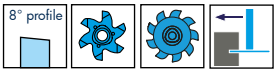

Type		A mm	D mm	a mm	Number of teeth	S max.	Order No. TINAMATIC
P25	P2537	1,0	37	8°	6	11,5	199222 NEW
	P2537	1,5	37	8°	9	11,5	199702 NEW
	P2537	2,0	37	8°	9	11,5	199281 NEW
	P2537	2,5	37	8°	9	11,5	199705 NEW

Slitting/Splitting, z=n for separating

- Insert holder see page 132
- Cutting data see page 166

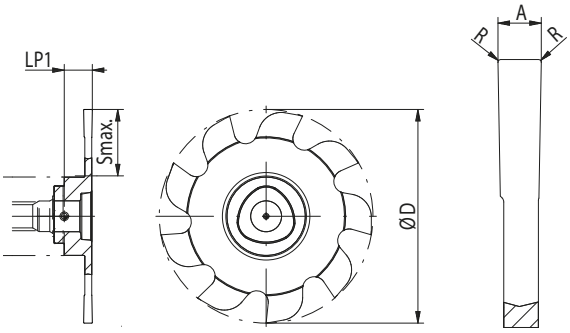

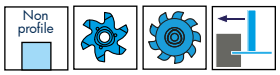

Type		D mm	LP1 mm	A mm	R mm	Number of teeth	S max.	Order No. TINAMATIC
P12	P1214	14	3,5	1,5	0,1	6	3,4	198336 NEW
P16	P1622	22	3,9	1,5	0,1	9	6,4	198337 NEW
P20	P2032	32	4,9	1,5	0,1	9	10,2	198338 NEW
P25	P2537	37	4,9	1,5	0,1	9	11,5	198339 NEW



mimatic Tool Systems

PolyMILL

Circular Milling Tools with Polygonal Insert Seat

Cutting data see page 166

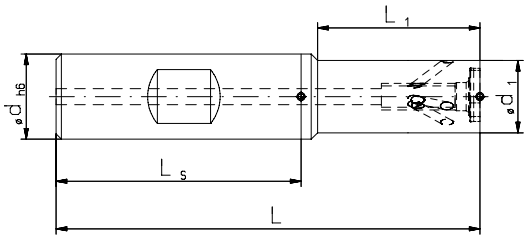

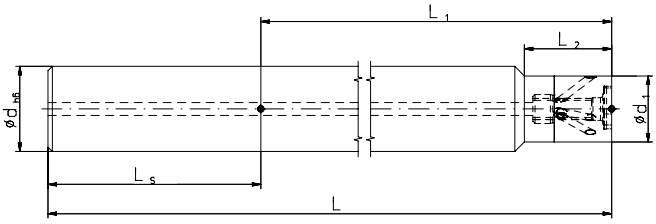

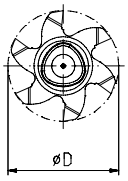

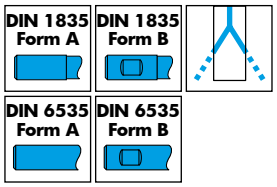

Type	Order No.	Form	d h6 mm	d1 mm	D max. mm	S max. (D-d1)/2 mm	L mm	L1 mm	L2 mm	Shaft	Spare part No. Screw-driver *	Spare part No. Screw *
P12	177170	A	10	7,0	11,7	2,35	54	8	-	Steel	T8 IP 111656	M2,5x7 107596
	123619	B	12	7,0	11,7	2,35	67,5	20	-	Steel		
	100228	B	12	7,0	11,7	2,35	67,5	20	-	Carbide		
	171778	A	12	7,0	11,7	2,35	67,5	20	-	Carbide		
	171780	B	12	7,0	11,7	2,35	80	30	-	Carbide		
	171781	A	12	7,0	11,7	2,35	80	30	-	Carbide		
	171783	B	12	7,0	11,7	2,35	100	40	-	Carbide		
	171784	A	12	7,0	11,7	2,35	100	40	-	Carbide		
P16	177174	A	10	9,0	17,7	4,35	60	11	-	Steel	T8 IP 111656	M3x12 143158
	123573	B	12	9,0	17,7	4,35	67,4	21	-	Steel		
	123577	B	12	9,0	17,7	4,35	67,4	21	-	Carbide		
	171787	A	12	9,0	17,7	4,35	67,4	21	-	Carbide		
	123580	B	12	9,0	17,7	4,35	82,4	36	-	Carbide		
	171789	A	12	9,0	17,7	4,35	82,4	36	-	Carbide		
	123584	A	12	9,0	17,7	4,35	100	30	-	Carbide		
	123588	A	12	11,5	17,7	2,85	82,4	37,4	13	Carbide		
	123590	A	12	12,0	17,7	2,85	122,5	77,5	-	Carbide		
P20	177178	A	12	11,5	21,7	5,1	62,4	14,4	-	Steel	T15 IP 111671	M4x13 107597
	123615	B	16	11,5	21,7	5,1	80	30	-	Steel		
	123616	B	16	11,5	21,7	5,1	80	30	-	Carbide		
	171794	A	16	11,5	21,7	5,1	80	30	-	Carbide		
	123617	B	16	11,5	21,7	5,1	100	50	-	Carbide		
	171796	A	16	11,5	21,7	5,1	100	50	-	Carbide		
	174314	A	16	15,5	21,7	3,1	105,5	57,5	20	Carbide		
P25	177182	A	16	13,6	27,7	7,05	69,6	20,4	-	Steel	T20 IP 111594	M5x13,5 107529
	123592	B	16	13,6	27,7	7,05	79,6	30,5	-	Steel		
	123598	B	16	13,6	27,7	7,05	79,6	30,5	-	Carbide		
	171855	A	16	13,6	27,7	7,05	79,6	30,5	-	Carbide		
	123600	B	16	13,6	27,7	7,05	94,6	45,5	-	Carbide		
	171857	A	16	13,6	27,7	7,05	94,6	45,5	-	Carbide		
	123603	B	16	13,6	27,7	7,05	109,6	60,5	-	Carbide		
	171859	A	16	13,6	27,7	7,05	109,6	60,5	-	Carbide		
	123609	A	16	15,5	27,7	6,1	105	57	21,5	Carbide		
	123611	A	16	15,5	27,7	6,1	149,5	101,5	21,5	Carbide		
	161205 NEW	A	20	15,5	27,7	6,1	100	52	21,5	Carbide		
	123613	A	20	15,5	27,7	6,1	174,45	128,5	21,5	Carbide		

Screw torques max.

107596	T08 IP	1,0 Nm
143158	T08 IP	1,1 Nm
107597	T15 IP	3,8 Nm
107529	T20 IP	5,5 Nm

* Screwdriver and clamping screw included in delivery

mimatic® Tool Systems

PolyMILL

Circular Milling Tools for Driven Toolholders

Cutting data see page 166

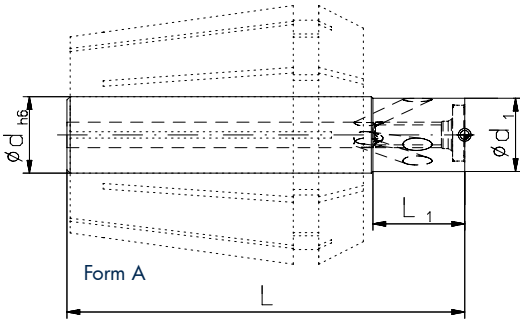

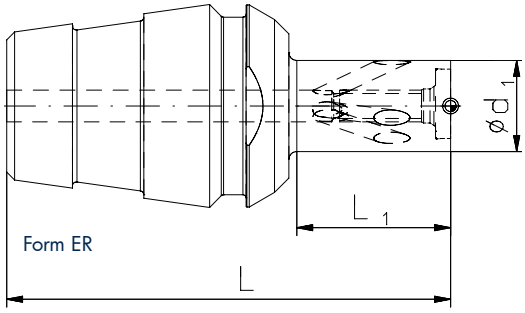

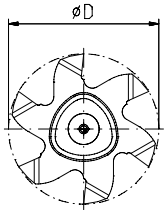

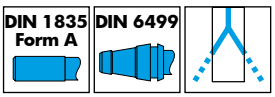

Type	Order No.	Form	d h6 mm	d1 mm	D max. mm	S max. (D-d1)/2 mm	L mm	L1 mm	Shaft	Spare part No. Screw-driver *	Spare part No. Screw *
P12	177170	A	10	7,0	11,7	2,35	54	8	Steel	T8 IP 111656	M2,5x7 107596
	177172	ER 16		7,0	11,7	2,35	37,5	8	Steel		
	177173	ER 20		7,0	11,7	2,35	47	13	Steel		
P16	177174	A	10	9,0	17,7	4,35	60	11	Steel	T8 IP 111656	M3x12 143158
	177176	ER 16		9,0	17,7	4,35	41,4	11	Steel		
	177177	ER 20		9,0	17,7	4,35	51	16	Steel		
P20	177178	A	12	11,5	21,7	5,1	62,4	14,4	Steel	T15 IP 111671	M4x13 107597
	177180	ER 20		11,5	21,7	5,1	49,5	14,5	Steel		
	177181	ER 25		11,5	21,7	5,1	56	19,4	Steel		
P25	177182	A	16	13,6	27,7	7,05	69,6	20,4	Steel	T20 IP 111594	M5x13,5 107529
	177184	ER 25		13,6	27,7	7,05	56	19,4	Steel		
	177185	ER 32		13,6	27,7	7,05	73	30,4	Steel		

Screw torques max.

107596	T8 IP	1,0 Nm
143158	T8 IP	1,1 Nm
107597	T15 IP	3,8 Nm
107529	T20 IP	5,5 Nm

7

Changing Inserts

Clamp cutter before changing insert. Loosen insert screw. Remove used insert and clean the insert pocket before clamping new insert.
Please use the appropriate TIP hex key for the tighening of the inserts and consider the screw tightening torques in the tables.



* **Screwdriver and clamping screw included in delivery**

mimatic® Tool Systems

PolySAW Ø 32

Basic Holders

Cutting data see page 166

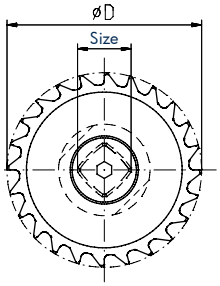

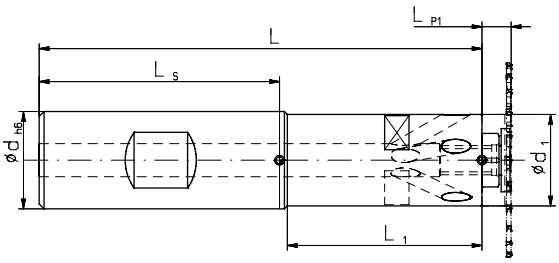

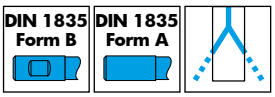

Size	Typ	dh6 mm	DIN	L mm	L1 mm	d1 mm	Complete holder: Bestell-Nr.	Spare Parts **: Screwdriver *	Spare Parts **: Size
Ø 32	11	20	1835 B	91	40	18,8	163701	178296	SW 3
	11	20	1835 A	91	40	18,8	160050	178296	SW 3
	9	20	1835 B	86	35	16,8	163700	178297	SW 4
	9	20	1835 A	86	35	16,8	160049	178297	SW 4

Screw torques max.
Type 09 = max. 3,8 Nm
Type 11 = max. 10,5 Nm

Milling Discs

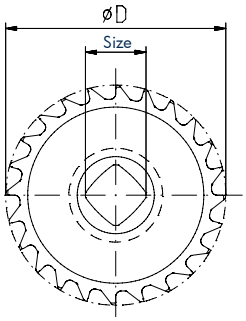

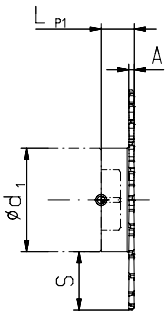

Size	Type	A mm	S max. mm	D mm	LP1 mm	Number of teeth	Order No. TINAMATIC	Deliverable
Ø 32	11	1,0	6,6	32	6	18	164430	on request
	9	1,0	7,6	32	6	18	164400	on stock
	11	1,5	6,6	32	6	18	164431	on request
	9	1,5	7,6	32	6	18	164401	on stock
Especially for aluminium processing:								
Ø 32	9	1,0	7,6	32	6	16	179693	on stock
	9	1,5	7,6	32	6	16	179698	on stock

Milling discs with larger cutting widths see chapter "Groove milling".

* Screwdriver and clamping screw included in delivery
** More spare parts see page 141

mimatic® Tool Systems

PolySAW Ø 40

Basic Holders

Cutting data see page 166

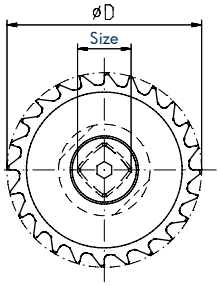

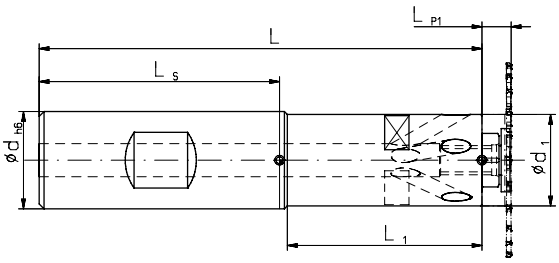

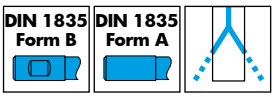

Size	Typ	dh6 mm	DIN	L mm	L1 mm	d1 mm	Complete holder: Bestell-Nr.	Spare Parts **: Screwdriver *	Spare Parts **: Size
Ø 40	13	25	1835 B	105	45	21,6	163702	178297	SW 4
	13	25	1835 A	105	45	21,6	160051	178297	SW 4
	11	20	1835 B	91	40	18,8	163701	178296	SW 3
	11	20	1835 A	91	40	18,8	160050	178296	SW 3

Screw torques max.
Type 11 = max. 10 5Nm
Type 13 = max. 24,5 Nm

Milling Discs

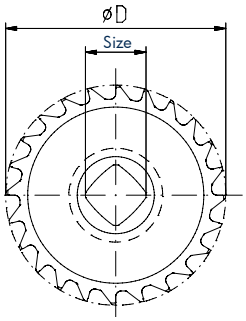

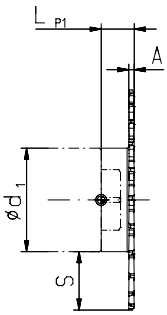

Size	Type	A mm	S max. mm	D mm	LP1 mm	Number of teeth	Order No. TINAMATIC	Deliverable
Ø 40	13	1,0	9,2	40	6	24	164432	on request
	11	1,0	10,6	40	6	24	164406	on stock
	13	1,5	9,2	40	6	24	164433	on request
	11	1,5	10,5	40	6	24	164407	on stock
Especially for aluminium processing:								
Ø 40	11	1,0	10,6	40	6	20	179694	on stock
	11	1,5	10,6	40	6	20	179699	on stock

Milling discs with larger cutting widths see chapter "Groove milling".

* Screwdriver and clamping screw included in delivery
** More spare parts see page 141

mimatic® Tool Systems

PolySAW Ø 50

Basic Holders

Cutting data see page 166

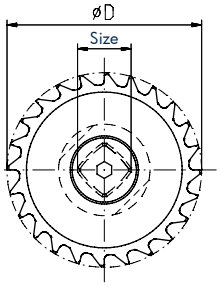

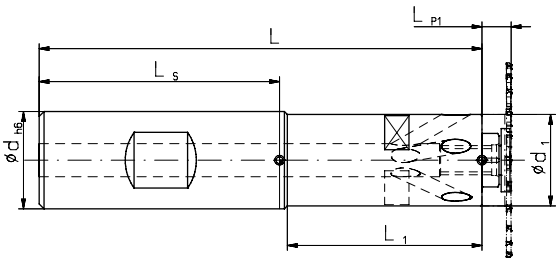

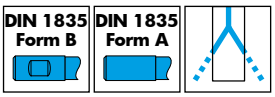

Size	Typ	dh6 mm	DIN	L mm	L1 mm	d1 mm	Complete holder Bestell-Nr.	Spare Parts ** Screwdriver *	Spare Parts ** Size
Ø 50	16	25	1835 B	110	50	26	163703	178296	SW 3
	16	25	1835 A	110	50	26	160052	178296	SW 3
	13	25	1835 B	105	45	21,6	163702	178297	SW 4
	13	25	1835 A	105	45	21,6	160051	178297	SW 4

Screw torques max.
Type 13 = max. 24,5 Nm
Type 16 = max. 6 Nm

Milling Discs

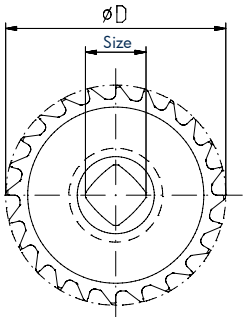

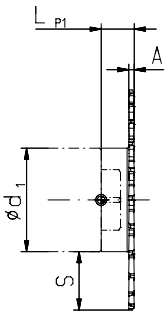

Size	Type	A mm	S max. mm	D mm	LP1 mm	Number of teeth	Order No. TINAMATIC	Deliverable
Ø 50	16	1,0	12,0	50	6	32	164434	on request
	13	1,0	14,2	50	6	32	164412	on stock
	16	1,5	12,0	50	6	32	164435	on request
	13	1,5	14,2	50	6	32	164413	on stock
Especially for aluminium processing:								
Ø 50	13	1,0	14,2	50	6	20	179695	on stock
	13	1,5	14,2	50	6	20	179700	on stock

Milling discs with larger cutting widths see chapter "Groove milling".

* Screwdriver and clamping screw included in delivery
** More spare parts see page 141

mimatic® Tool Systems

PolySAW Ø 63

Basic Holders

Cutting data see page 166

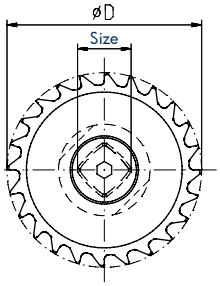

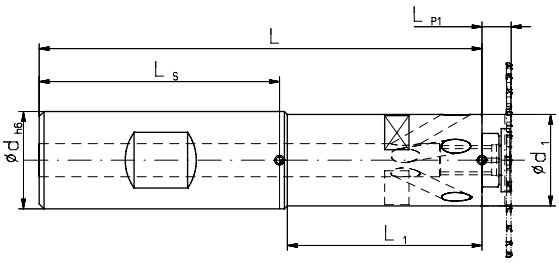

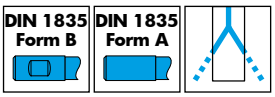

Size	Typ	dh6 mm	DIN	L mm	L1 mm	d1 mm	Complete holder Bestell-Nr.	Spare Parts ** Screwdriver *	Spare Parts ** Size
Ø 63	19	32	1835 B	122	55	30	163704	178296	SW 3
	19	32	1835 A	122	55	30	160053	178296	SW 3
	16	25	1835 B	110	50	26	163703	178296	SW 3
	16	25	1835 A	110	50	26	160052	178296	SW 3

Screw torques max.
Type 16 = max. 6 Nm
Type 19 = max. 10,5 Nm

Milling Discs

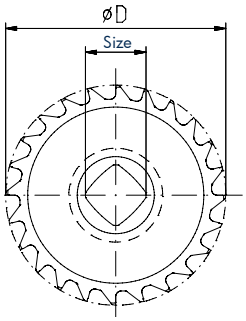

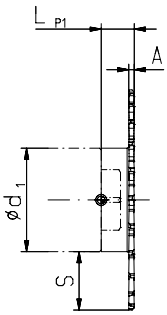

Size	Type	A mm	S max. mm	D mm	LP1 mm	Number of teeth	Order No. TINAMATIC	Deliverable
Ø 63	19	1,0	16,5	63	6	40	164436	on request
	16	1,0	18,5	63	6	40	164418	on stock
	19	1,5	16,5	63	6	40	164437	on request
	16	1,5	18,5	63	6	40	164419	on stock
Especially for aluminium processing:								
Ø 63	16	1,0	18,5	63	6	24	179696	on stock
	16	1,5	18,5	63	6	24	179701	on stock

Milling discs with larger cutting widths see chapter "Groove milling".

* Screwdriver and clamping screw included in delivery
** More spare parts see page 141

mimatic® Tool Systems

PolySAW Ø 80

Basic Holders

Cutting data see page 166

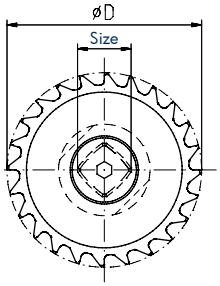

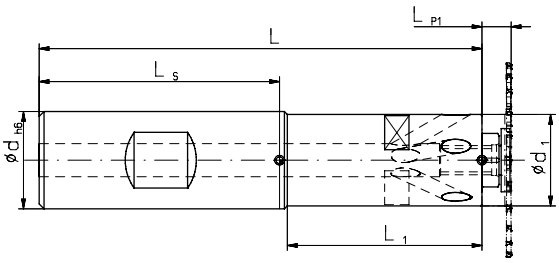

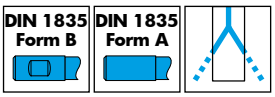

Size	Typ	dh6 mm	DIN	L mm	L1 mm	d1 mm	Complete holder: Bestell-Nr.	Spare Parts **: Screwdriver *	Spare Parts **: Size
Ø 80	19	32	1835 B	122	55	30	163704	178296	SW 3
	19	32	1835 A	122	55	30	160053	178296	SW 3
	25	32	1835 B	127	60	38,2	163705	178297	SW 4
	25	32	1835 A	127	60	38,2	160054	178297	SW 4

Screw torques max.
Type 19 = max. 10,5 Nm
Type 25 = max. 24,5 Nm

Milling Discs

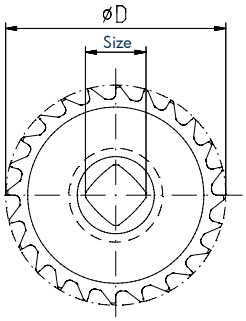

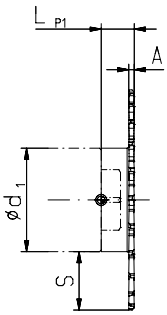

Size	Type	A mm	S max. mm	D mm	LP1 mm	Number of teeth	Order No. TINAMATIC	Deliverable
Ø 80	25	1,0	20,9	80	6	40	164438	on stock
	19	1,0	25,0	80	6	40	164424	on stock
	25	1,5	20,9	80	6	40	164439	on request
	19	1,5	25,0	80	6	40	164425	on stock
Especially for aluminium processing:								
Ø 80	19	1,0	25,0	80	6	24	179697	on stock
	19	1,5	25,0	80	6	24	179702	on stock

Milling discs with larger cutting widths see chapter "Groove milling".

* Screwdriver and clamping screw included in delivery
** More spare parts see page 141

mimatic® Tool Systems

PolySAW Ø 100+125

Basic Holders

Cutting data see page 166

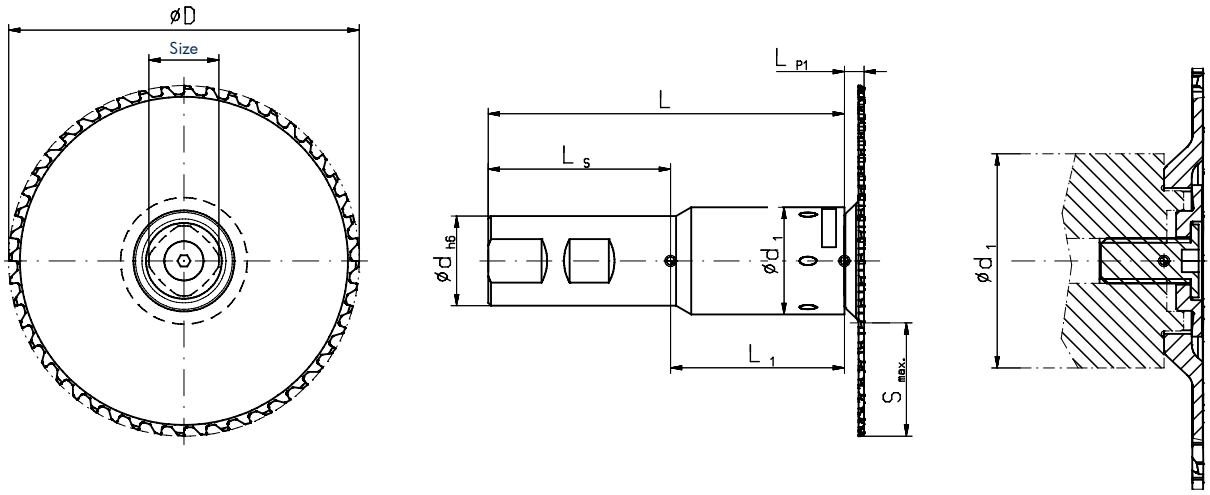

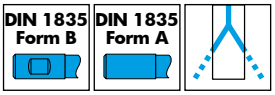

Size	Typ	dh6 mm	DIN	L mm	L1 mm	d1 mm	Complete holder Bestell-Nr.	Spare Parts ** Screwdriver *	Spare Parts ** Size
Ø 100+125	25	32	1835 B	127	60	38,2	160870	178297	SW 4
	25	32	1835 A	127	60	38,2	160888	178297	SW 4

Screw torques max.
Type 25 = max. 24,5 Nm

Milling Discs

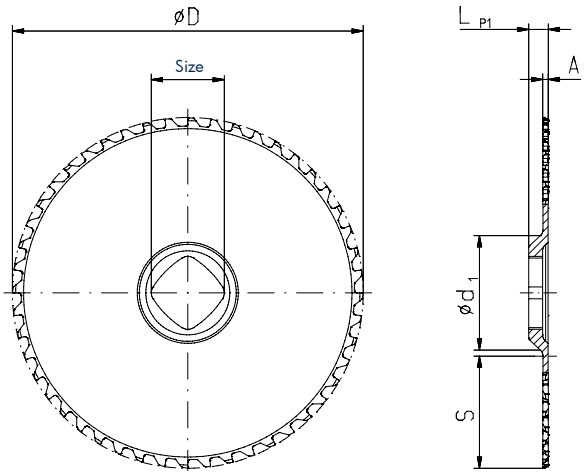

Size	Type	A mm	S max. mm	D mm	LP1 mm	Number of teeth	Order No. TINAMATIC	Deliverable
Ø 100	25	2	30	100	7	44	188390	on stock
Ø 125	25	2	40	125	7	48	187340	on stock

* Screwdriver and clamping screw included in delivery
** More spare parts see page 141

mimatic® Tool Systems

PolySAW

Basic Holders with Location Bore

Cutting data see page 166

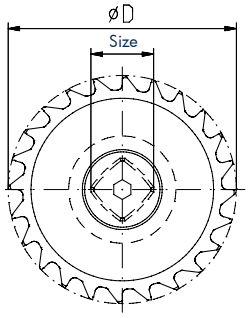

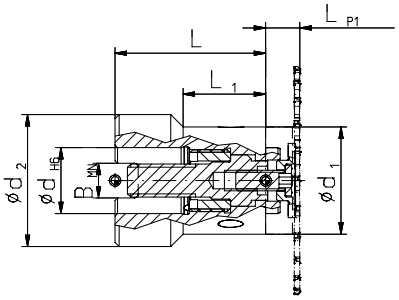



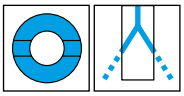

Type	dH6 mm	BMN mm	L mm	L1 mm	d1 mm	d2 mm	Complete holder: Bestell-Nr.	Accessories: Key	Spare Parts **: Screwdriver *	Spare Parts **: Size
16	16	8,4	36,5	20	26	32	179727	134984	178296	SW 3
19	16	8,4	36,5	20	30	32	179728	134984	178296	SW 3
25*	16	8,4	36,5	20	29	32	156493		178297	SW 4
25*	22	10,4	50,0	20	38,2	40	179817 NEW		178297	SW 4

* **not suitable for Ø100 and Ø125**

Screw torques max.
Type 16 = max. 6 Nm
Type 19 = max. 10,5 Nm
Type 25 = max. 24,5 Nm

Basic Holders with Screw-in Thread

Cutting data see page 166

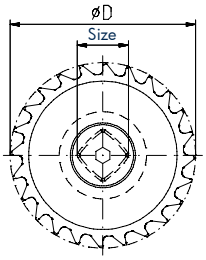

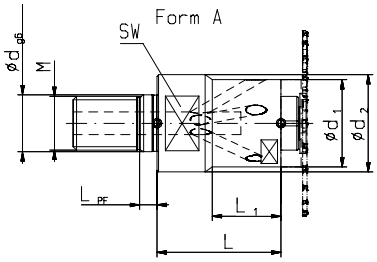

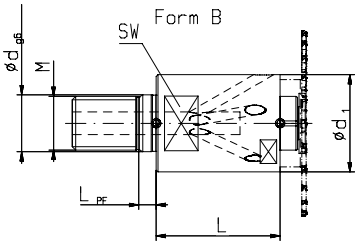



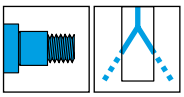

Please adapt cutting data to overhangs length

Type	Order No.	Form	d1 mm	d2 mm	L mm	L1 mm	M	dg6	LPF	Spare part No.: Screw-driver *	Spare part No.: Size
16	191777 NEW	A	26	29	36,5	20	M16	17	5,5	178296	SW3
19	191778 NEW	B	30	-	36,5	-	M16	17	5,5	178296	SW3

Screw torque max. 3,8 Nm

Recommended tightening torque for screw-in circular milling body
End-wrench see page 151



Thread size (M)	Wrench size mm	Tightening torque Nm
M5	7	8
M6	9	10
M8	11	25
M10	15	40
M12	19	60
M16	24	80

* **Screwdriver and clamping screw included in delivery**
** **More spare parts see page 141**

mimatic Tool Systems

PolySAW

Saw Blade Arbors for mimatic Saw Blade Holders

Cutting data see page 166

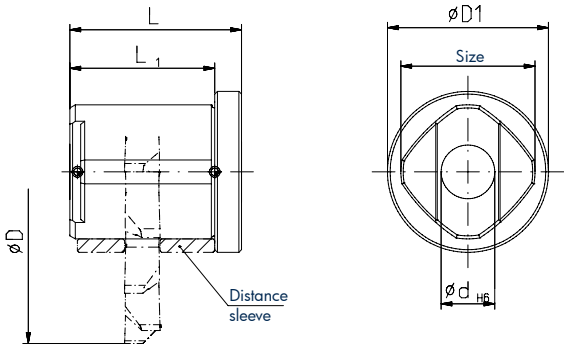

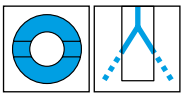

When using PolySaw ECO, as well as DeepMill ECO, the cutting depth is reduced by 6 or 7 mm

System	Typ	dH6 mm	L mm	L1 mm	D1 mm	Complete holder Bestell-Nr.	Spare Parts ** Screwdriver *	Spare Parts ** Size
ECO	25	10	32	27	30	179252	178297	SW 4
	35	10	32	27	30	180316	178297	SW 4

Screw torques max.
Type 35 = max. 24,5 Nm
Type 25 = max. 24,5 Nm

Assembly and Spare Parts

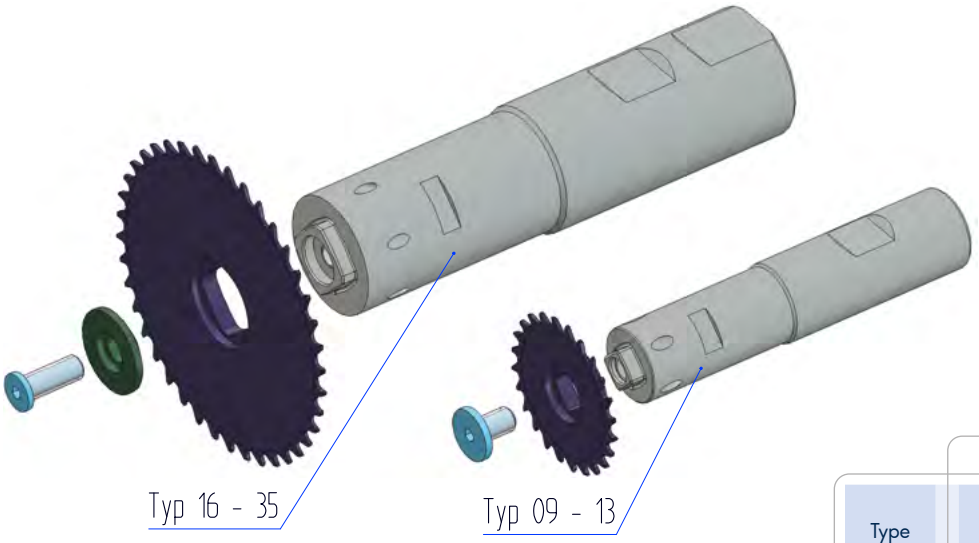

Type	Spare Parts Screw	Spare Parts Clamping disc
09	163842	–
11	163843	–
13	163844	–
16	163850	175027
19	163848	163845
25	163849	163846
35	163849	163847

Screw torques max.
163842 Type 09 M4 3,8 Nm
163843 Type 11 M6 10,5 Nm
163844 Type 13 M8 24,5 Nm
163850 Type 16 M5 6,0 Nm
163848 Type 19 M6 10,5 Nm
163849 Type 24 M8 24,5 Nm
163849 Type 35 M8 24,5 Nm

Assembly notes

Please tighten the clamping screw with the specified torque.
In the selection of the DeepMILL basic holder and machine tool holder should be chosen the shortest possible setup.

Service

Please don't hesitate to take the advantage of the mimatic service. Mimatic engineers will offer machining recommendations to optimize your specific applications.

mimatic® Tool Systems

Turn Cut Milling with PolySAW

Turn Cut Milling instead of parting off: Faster parting off than anybody else!

The new process technology from mimatic is called Turn Cut Milling with PolySAW: Turn Cut Milling instead of parting off! This is the combined know how of live tools and cutting tools by mimatic.

PolySAW turn cut milling is enabled by the new QUADROGON interface developed by mimatic. Quadrogon safely and reliable transmits the high performance during Turn Cut Milling.

The high number of cutting-teeth of the PolySAW milling cutter also has a positive effect when machining asymmetric or thin components. Due to its continuous and uninterrupted tooth engagement and the resulting smooth machining process.

PolySAW milling cutters may look like conventional saws on first sight, however, mimatic has provided PolySAW with all the properties of high-value milling tools. The process reliability and performance of PolySAW is unmatched by conventional saws.

- Short process times
- Process reliability
- Material saving
- Surface quality
- Absence of burrs
- Short chips

PolySAW

Examples for high quality TurnCut Milling

Material: steel
R_z=1,0 - 2,7
R_a=0,17 - 0,53
f_z =0,015 - 0,03 mm
V_c=120-200 m/min

Material: aluminium
R_z =1,7 - 2,8
R_a =0,36 - 0,6
f_z =0,02 - 0,03 mm
V_c =200-600 m/min

Material: aluminium
R_z =1,7-4,0
R_a =0,39-0,85
f_z =0,02 - 0,03 mm
V_c =200-600 m/min



Material: aluminium
R_z =1,6-3,2
R_a =0,38-0,62
f_z =0,02 - 0,03 mm
V_c =200-600 m/min



Turn Cut Milling with PolySAW

Turn Cut Milling instead of parting off: Faster parting off than anybody else!

Cutting of VA structured components
Vc = 160 m/min
Fz = 0,1 mm

Turn Cut Milling : steel 16MnCrS5
Vc = 160 m/min
Fz = 0,05 mm bei 40 Zähnen

Turn Cut Milling: aluminium
Vc = 800 m/min
feed = 7m / min



Turn Cut Milling: copper ETP
Vc = 300 m/min
Fz = 0,08 mm

videos to be found on youtube:

mimatic®

Tool Systems

Your Partner For Clever Tooling

- Circular- and Thread Milling Tools
- RPK-Reamers with Polygonal Interface
- Driven Toolholders for CNC Machining Centers
- Driven Toolholders for CNC Turning Machines
- Multi-Spindle Technology
- Modular Quick Change Toolholders mimatic® mi
- Static Toolholders for CNC Turning Machines
- Precision Chucks
- Special Cutting Tools

203238 KATALOG-ZW-E09

mimatic®
Tool Systems

Made in Germany

mimatic GmbH
Westendstraße 3
D-87488 Betzigau
Tel. +49 (0) 831 / 574 44-0
info@mimatic.de
www.mimatic.de