Precision meets Motion

Werkzeugsysteme VDI25/30 für **Trifix®** Revolver und EWS . *ProLine*

Tool systems VDI25/30 for **Trifix®** turrets and EWS . *ProLine*

EWS
Tool Technologies

Trifix®



Trifix® ist das neue Ausrichtsystem für Gildemeister Dreh-Fräszentren. Die beidseitig angebrachten Richtleisten greifen über je eine Schräge in hochpräzise gefertigte Aussparungen in der Revolveroberfläche.
Die Leisten sind mit Vorspannung voreingestellt. Die Federwirkung des Ausrichtsystems eliminiert die statische Überbestimmung. Dadurch ist die Verdrehlage der Werkzeugaufnahme ohne zusätzlichen Justieraufwand sichergestellt und reduziert somit die Rüstzeiten der Maschinen signifikant.
Durch den hohen Präzisionsanspruch ist eine Anwendung für doppelverzahnte Werkzeuge nicht möglich. Die Werkzeuge werden vorjustiert angeliefert und können direkt eingesetzt werden.

EWS ist für diese Werkzeuggeneration Systempartner von DMG / MORI SEIKI.

Trifix® is the new adjusting system for Gildemeister multi tasking machines. The double sided adjusting system is guided by a very precise key way at the surface of the turret. The plates are preloaded, and their resiliency eliminates static redundancy to allow the exact position of the tool to be secured. This significantly reduces the setting time of the machine, however because this is a highly sophisticated precision instrument it is not possible to use double serrated tool shafts.
Trifix® is supplied fully adjusted and can be used right away.

For this tool generation, EWS is appointed as qualified partner of DMG / MORI SEIKI.

Inhaltsverzeichnis / Contents : Trifix®

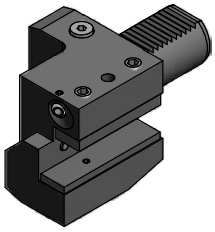

Drehhalter / Turning tool holder 5.40 - 5.43

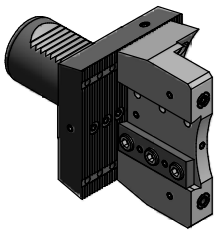

Abstechhalter / Infeed holder 5.44 - 5.45



Kombihalter / Combi holder 5.46 - 5.47

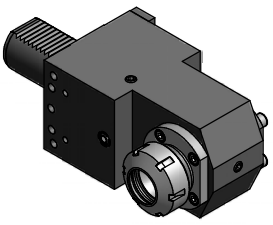

Spannzangen-aufnahme / Collet chuck 5.48

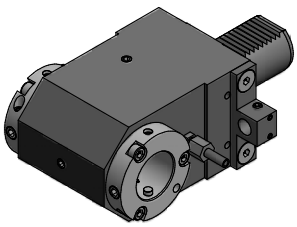

Varia-Adapter / Varia-adaptor 5.49



Capto Adapter C3 / Capto adaptor C3 5.49

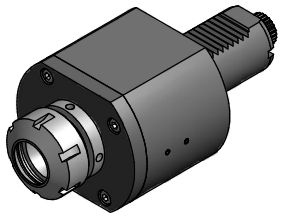

Axial Bohr- und Fräskopf / Axial drilling and milling head 5.50 - 5.52

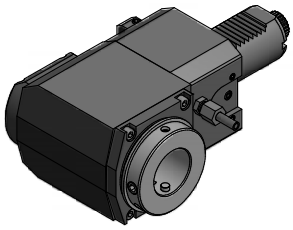

Radial Bohr- und Fräskopf / Radial drilling and milling head 5.53 - 5.58

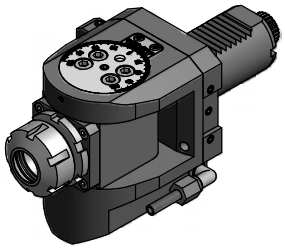

Schwenkkopf / Swivel head 5.59

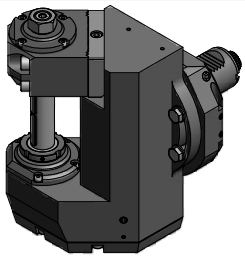

Scheibenfräskopf / Saw milling head 5.60 - 5.61

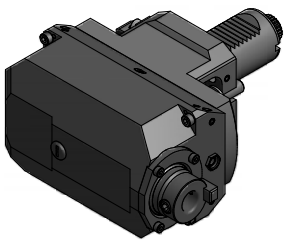

Nutstoßwerkzeug / Push slotter 5.60

EWS . ProLine

Um die Produktivitätspotentiale der neuen Maschinengeneration nutzen zu können bedarf es innovativer Werkzeugaufnahmesysteme. Hierbei geht es nicht nur um angetriebene Werkzeuge, auch im statischen Sektor gibt es signifikante Verbesserungsmöglichkeiten. Mit dem Innovationspaket ProLine setzt EWS neue Maßstäbe in punkto Stabilität und Prozessoptimierung.
Durch die Quatro-Verschraubungen am Revolver werden Schwingungsamplituden geglättet und ermöglichen somit deutlich höhere Schnittwerte. Der Grenzbereich der Maschine wird nach oben verschoben und das Werkzeugsystem folgt dem Leistungspotenzial der Produktionszelle. Es können Oberflächengüten und Zustelltiefen erreicht werden, die bisher als unmöglich galten.

EWS ProLine – Precision meets Motion.

In order to tap into the efficiency potential of the next generation of machines, a new line of tool holders is required. With significant opportunities for improvement emerging for driven and static tooling, EWS has the solution. With the innovative package ProLine EWS is setting new standards for stability and process optimization. Through quad-screws on the turret the oscillation amplitude is smoothed out allowing for considerably higher cutting data. The limits of the machine will be increased enabling the tool system to reach its full potential on the production line. Surface finish and feed rates, once considered impossible, can now be reached.

EWS ProLine – Precision meets Motion.

Inhaltsverzeichnis / Contents : **ProLine**

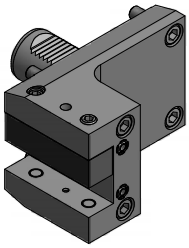

Außendrehhalter / OD-holder 5.70



Axial Bohr- und Fräskopf / Axial drilling and milling head 5.71 - 5.72

Außendrehhalter rechts — OD-holder right hand

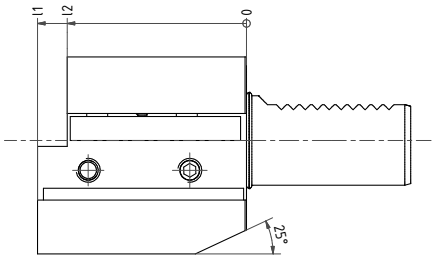

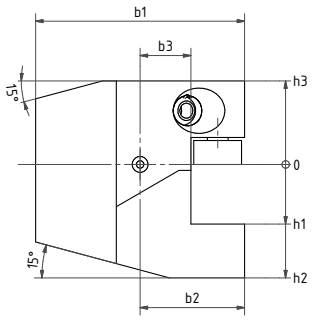

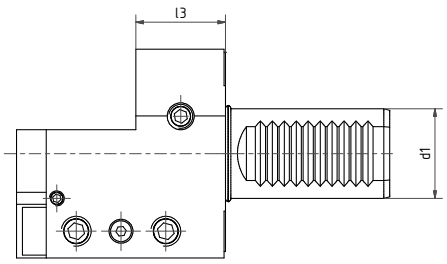

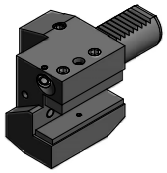

Nr. / No.	d1	h1	h2	h3	b1	b2	b3	l1	l2	l3
1.2516/12	25	16	30	25	58	33	19	55	48	20
1.2520	25	20	38	28	58	33	15	55	48	20
1.3020/16	30	20	38	28	70	35	17	70	60	30
1.3020B2=54L1=100	30	20	37	28	89	54	36	100	90	30
1.3025E465RL	30	25	42	33	91,5	59	36	90	75	30

Außendrehhalter links — OD-holder left hand

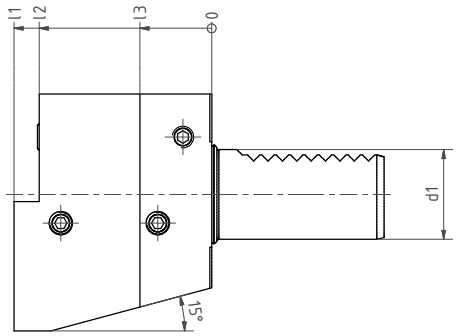

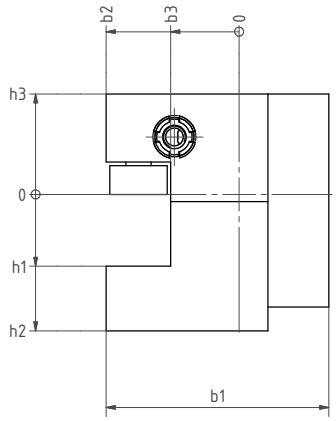

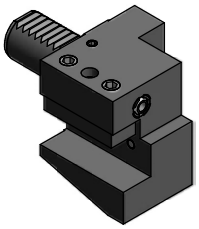

Nr. / No.	d1	h1	h2	h3	b1	b2	b3	l1	l2	l3
4.2516/12	25	16	30	25	58	25	19	55	48	20
4.2520	25	20	38	28	62	37	19	55	48	20
4.3020/16	30	20	38	28	76	35	23	70	60	30
2.3020RLB2=54L1=100	30	20	37	33	89	54	36	100	90	30
4.3025	30	25	40	32,5	81	35	46	70	62	30

Außendrehhalter rechts OD-holder right hand

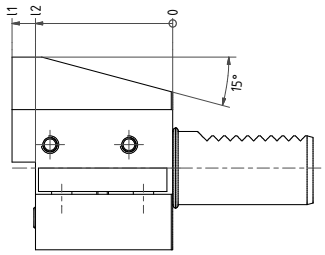

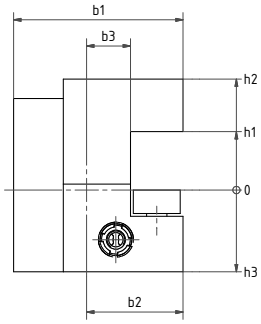

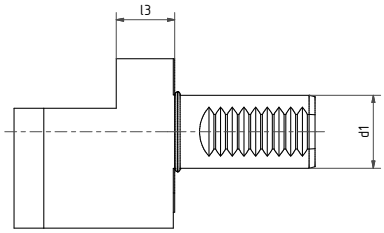

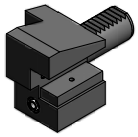

überkopf / over head

Nr. / No.	d1	h1	h2	h3	b1	b2	b3	l1	l2	l3
2.2516/12	25	16	30	25	58	33	19	55	48	20
2.2520	25	20	38	28	58	33	15	55	47	20
2.3020/16	30	20	38	35	70	35	17	70	60	30
2.3020RLB2=54L1=100	30	20	37	33	89	54	36	100	90	30
2.3025	30	25	48	32,5	75	40	17,2	70	62	30

Außendrehhalter links OD-holder left hand

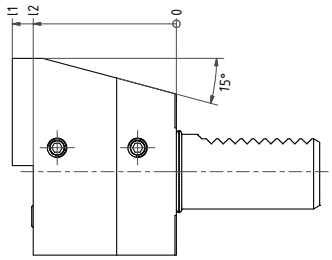

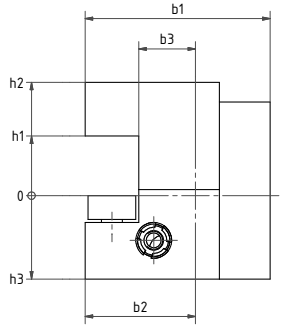

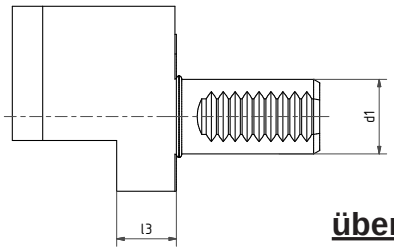

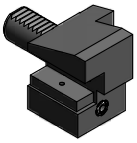

überkopf / over head

Nr. / No.	d1	h1	h2	h3	b1	b2	b3	l1	l2	l3
3.2516/12	25	16	30	25	58	33	19	55	48	20
3.2520	25	20	38	28	52	37	19	55	48	20
3.3020/16	30	20	38	35	76	41	23	70	60	30
3.3020B5=54L1=100	30	20	37	33	89	54	36	100	90	30
3.3025G300	30	25	48	32,5	81	46	23,2	70	62	30

Plandrehhalter Facing holder

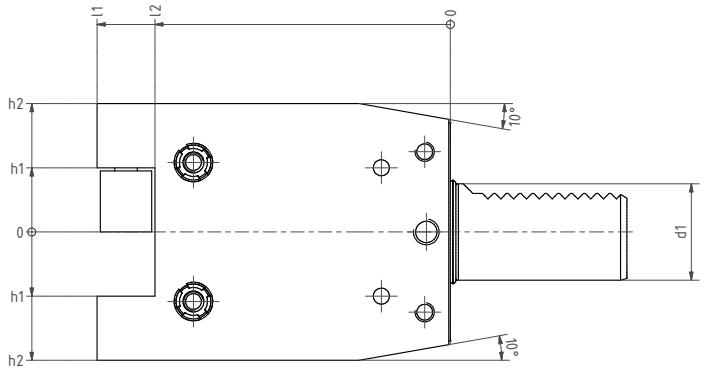

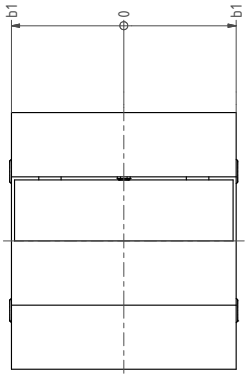

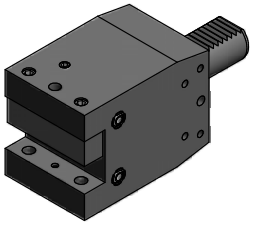

Nr. / No.	d1	h1	h2	l1	l2	b1
15.2516E332-OL	25	16	30	89	72	30
5.3020E465	30	20	40	110	92	35

Mehrfachhalter Multi purpose holder

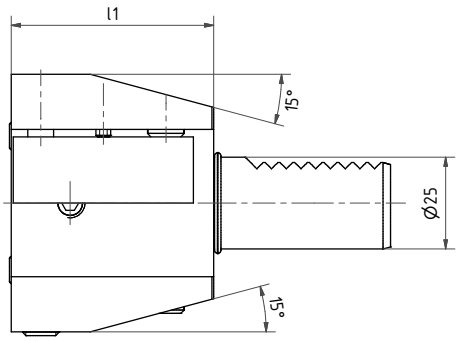

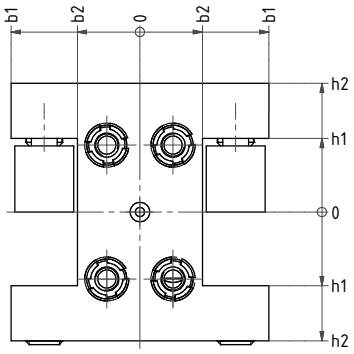

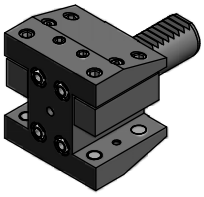

Nr. / No.	h1	h2	l1	b1	b2
15.2516E332	16	30	48	33	19
15.2520G200	20	35	55	35	17

Mehrfach Drehhalter — Multi purpose holder

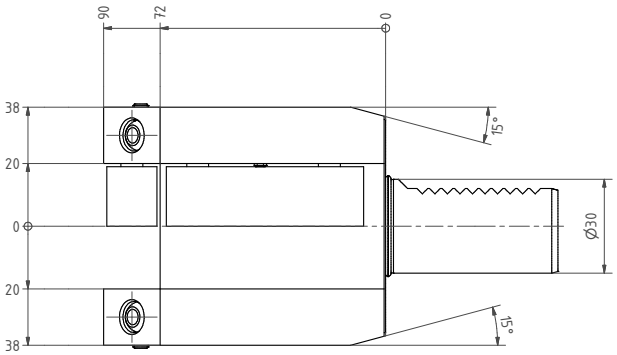

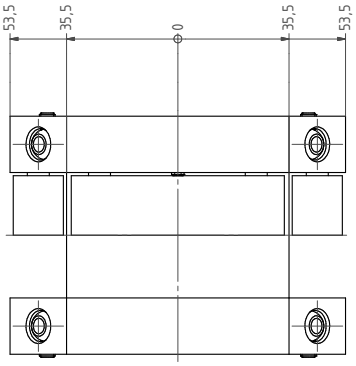

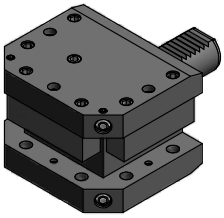

Nr./No.
15.3020CTX

Rechts- und Linkslauf / cw and ccw

Mehrfach Drehhalter — Multi purpose holder

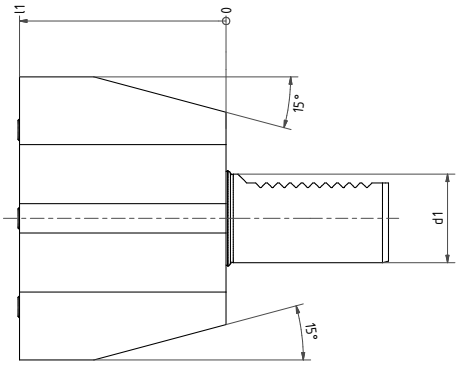

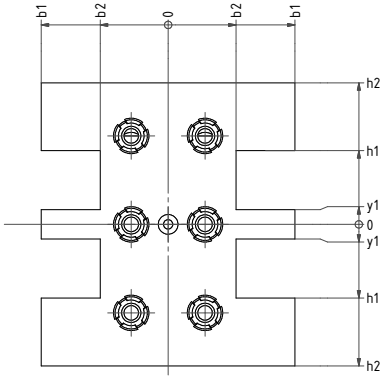

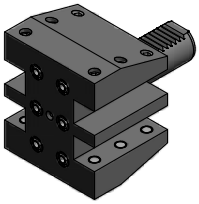

Rechts- und Linkslauf / cw and ccw
Y-versetzt / Y-axis offset

Nr. / No.	d1	l1	h1	h2	y1	b1	b2
15.2516QY	25	65	21,5	36	5	32	18
15.3020QY	30	70	25	48	5	43	23

Abstechhalter — Infeed holder

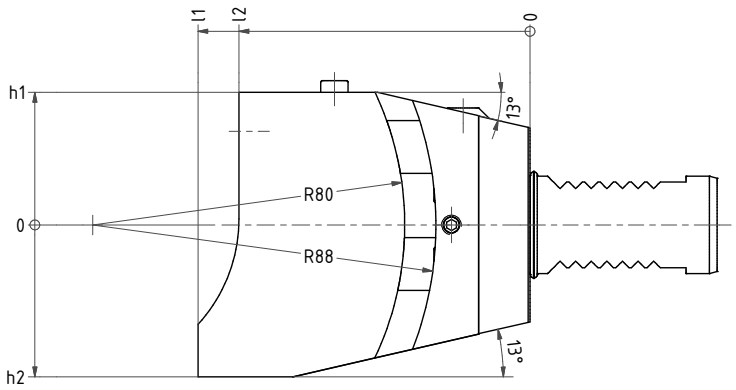

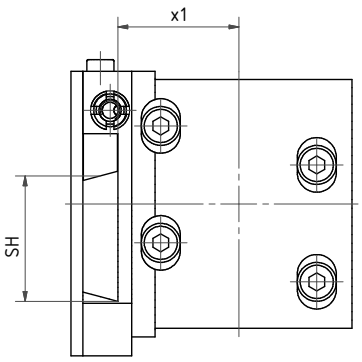

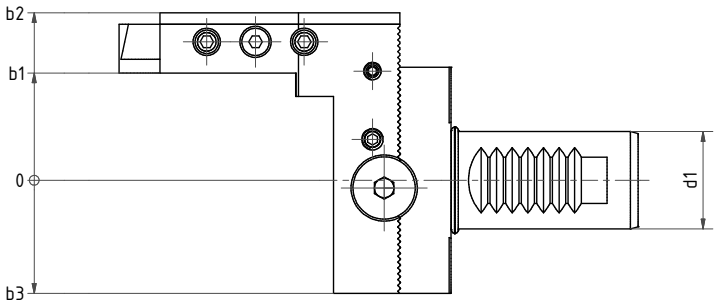

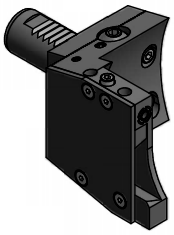

RLÜK wie gezeichnet / as shown
RL Schneide spiegelbildlich / cutting edge reversed

Nr. / No.	d1	SH	l1	l2	h1	h2	x1	b1	b2	b3
32.2526G200RLÜK	25	26	85,2	74,7	39	34	31	27,5	43	29
32.2526G200RL	25	26	85,2	74,7	39	34	31	27,5	43	29
32.2532G200RLÜK	25	32	85,2	74,7	39	34	31	27,5	43	29
32.2532G200RL	25	32	85,2	74,7	39	34	31	27,5	43	29
32.3032CTXRLÜK	30	32	85,5	75	50	50	48	44,5	60	35
32.3032CTXRL	30	32	85,5	75	50	50	48	44,5	60	35

Abstechhalter — Infeed holder

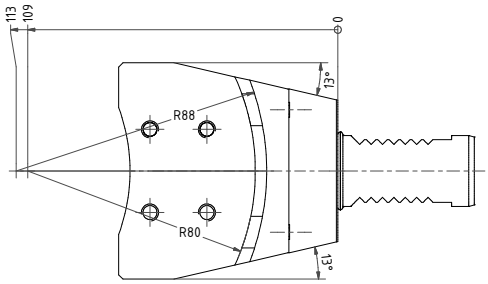

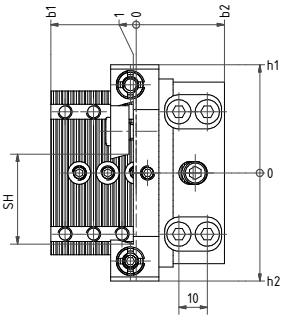

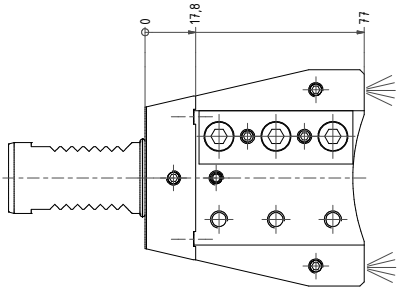

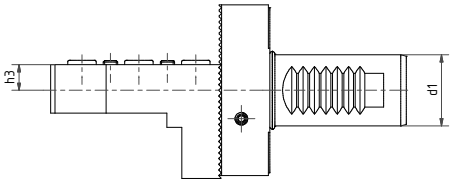

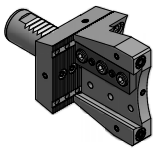

5

RLÜK wie gezeichnet / as shown
RL Schneide spiegelbildlich / cutting edge reversed

Nr. / No.	d1	SH	b1	b2	h1	h2	h3
32.2526FLEXRLÜK	25	26	30	31	38	38	9
32.2526FLEXRL	25	26	30	31	38	38	9
32.2532FLEXRLÜK	25	32	30	31	38	38	9
32.2532FLEXRL	25	32	30	31	38	38	9
32.3026FLEXRLÜK	30	26	35	35	45	45	14
32.3026FLEXRL	30	26	35	35	45	45	14
32.3032FLEXRLÜK	30	32	35	35	45	45	14
32.3032FLEXRL	30	32	35	35	45	45	14

Doppel-Kombihalter
Für Bohrstangen und Vollbohrer

Double Combi holder
For boring bars and U-drills

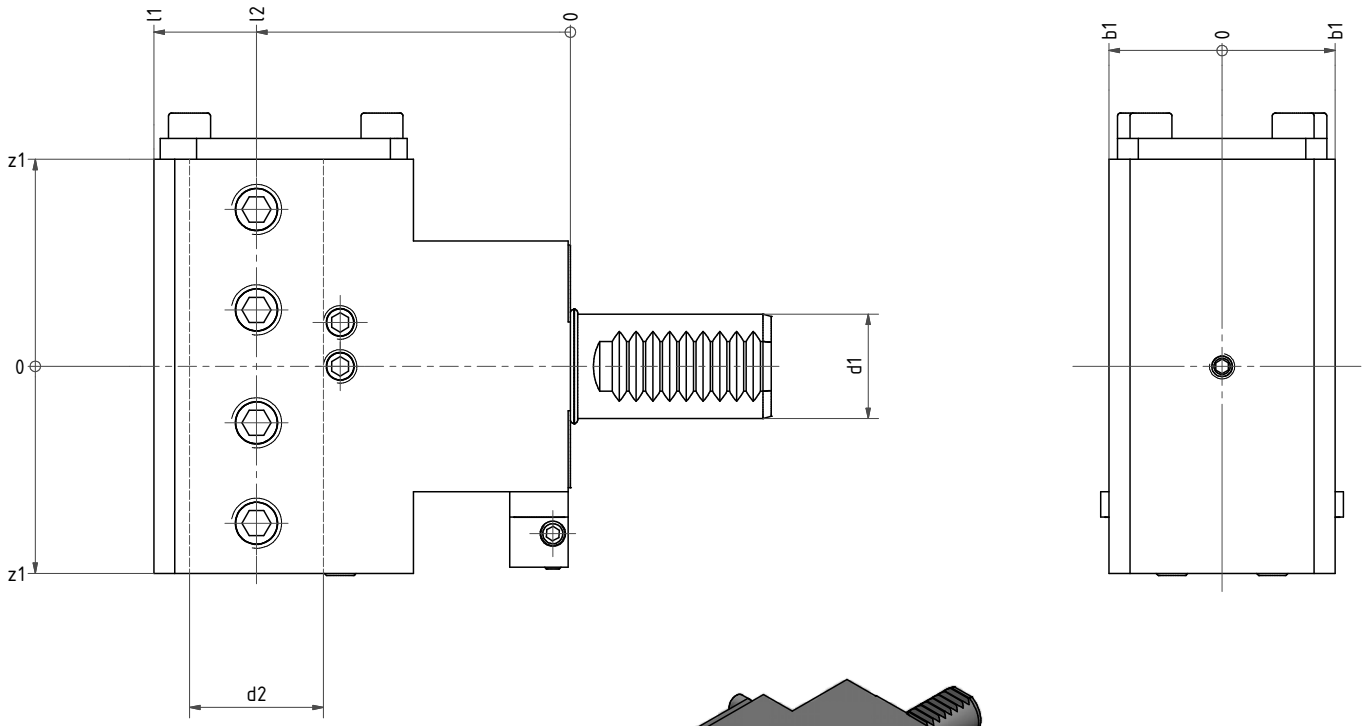

Dargestellt / Shown: Pin

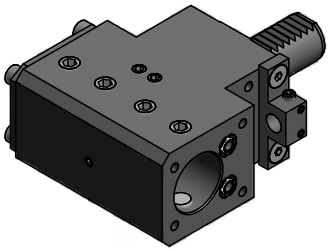

Nr. / No.	d1	d2	l1	l2	z1	b1	Ausrichtsystem / Adjusting system
17.2525DMFTTF	25	25	99,5	75	49,5	27	Trifix®
17.2525DMFT	25	25	99,5	75	49,5	27	Pin
17.2532DMFTTF	25	32	99,5	75	49,5	27	Trifix®
17.2532DMFT	25	32	99,5	75	49,5	27	Pin
17.3032LDCTXTF	30	32	125	100	59	32	Trifix®
17.3032LDCTX	30	32	125	100	59	32	Pin
17.3040LDCTXTF	30	40	125	100	59	32	Trifix®
17.3040LDCTX	30	40	125	100	59	32	Pin

Andere Ø auf Anfrage verfügbar / additional Ø avialable on request

Reduzierhülsen / Reducing sleeves Ø 40

28.4032S	Ø32	28.4012S	Ø12
28.4025S	Ø25	28.4010S	Ø10
28.4020S	Ø20	28.4008S	Ø 8
28.4016S	Ø16		

andere Ø auf Anfrage / other Ø on request

Reduzierhülsen / Reducing sleeves Ø 32

28.3225G200	Ø25	28.3210G200	Ø10
28.3220G200	Ø20	28.3208G200	Ø 8
28.3216G200	Ø16	28.3206G200	Ø 6
28.3212G200	Ø12		

andere Ø auf Anfrage / other Ø on request

Kombihalter
Für Bohrstangen und Vollbohrer

Combi holder
For boring bars and U-drills

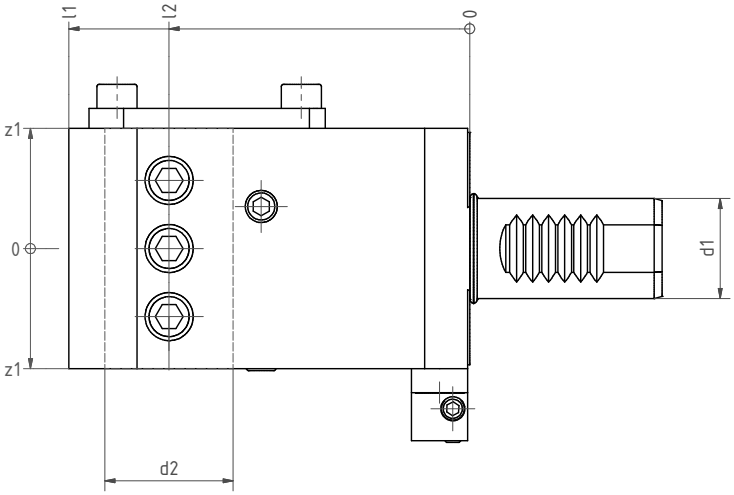

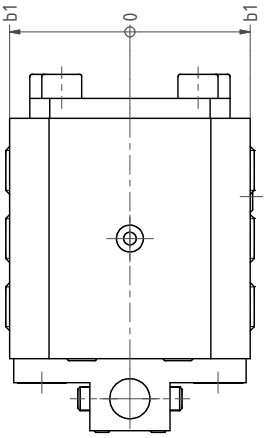

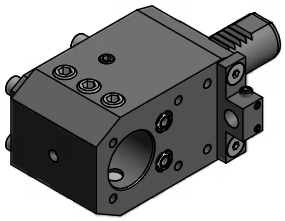

Dargestellt / Shown: Pin

5

Nr. / No.	d1	d2	l1	l2	z1	b1	Ausrichtsystem / Adjusting system
17.2525MFTTF	25	25	100	75	30	30	Trifix®
17.2525MFT	25	25	100	75	30	30	Pin
17.2532MFTTF	25	32	100	75	30	30	Trifix®
17.2532MFT	25	32	100	75	30	30	Pin
17.3025LCTXTF	30	25	125	100	35	32	Trifix®
17.3025LCTX	30	25	125	100	35	32	Pin
17.3032LCTXTF	30	32	125	100	35	32	Trifix®
17.3032LCTX	30	32	125	100	35	32	Pin
17.3040LCTXTF	30	40	125	100	35	32	Trifix®
17.3040LCTX	30	40	125	100	35	32	Pin

Andere Ø auf Anfrage verfügbar / additional Ø avialable on request

Interne und externe Kühlung / internal and external coolant

Reduzierbüchsen / Reduction sleeves Seite / Page 5.46

Spannzangenaufnahme Collet chuck

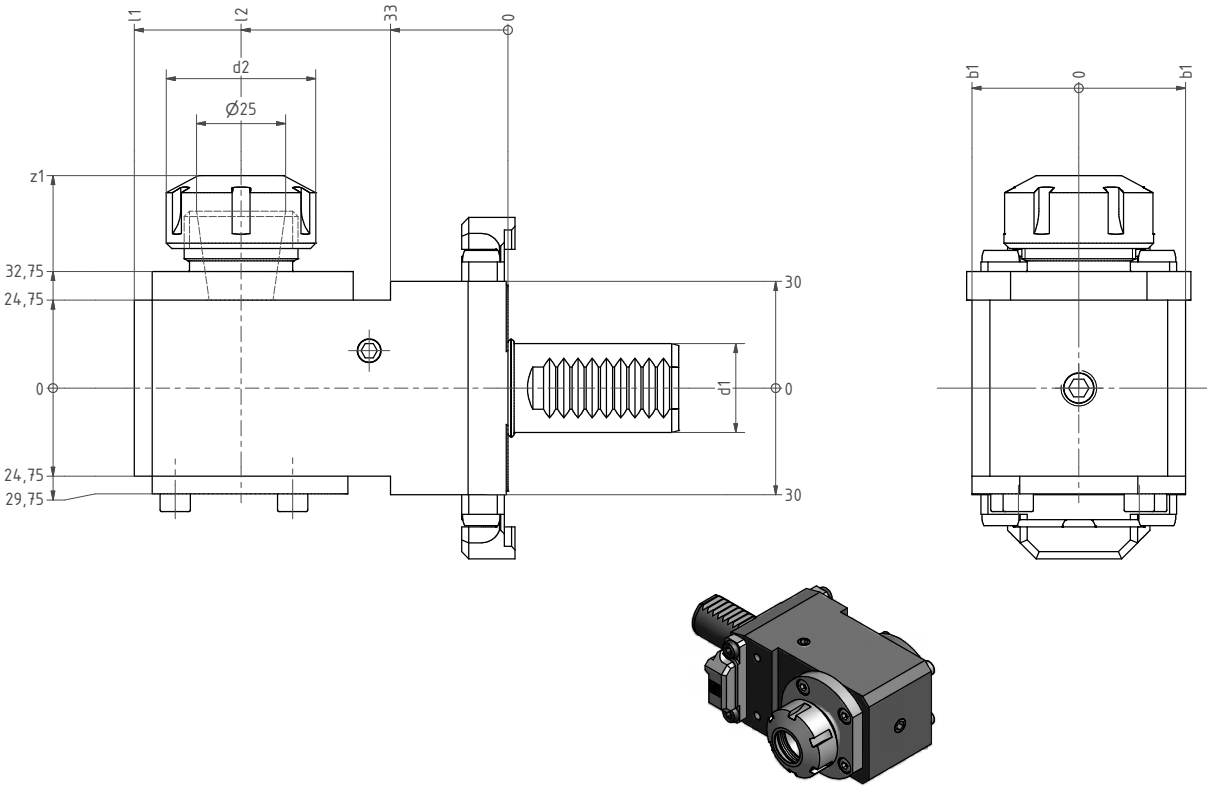

Ausführung L=links / design L =left hand
Ausführung R=rechts spiegelbildlich / design R=right hand reversed
Ausführung DCTX= doppelseitig / design DCTX=double sided

Dargestellt / Shown: Trifix®

Nr. / No.	Spannzange / Collet	d1	d2	l1	l2	b1	z1	Richtung/ Direction	Ausrichtsystem / Adjusting system
31.2525MFTLTF	ER25 (2-16)	25	42	105	75	30	62	L	Trifix®
31.2525MFTL	ER25 (2-16)	25	42	105	75	30	62	L	Pin
31.2525MFTRTF	ER25 (2-16)	25	42	105	75	30	62	R	Trifix®
31.2525MFTR	ER25 (2-16)	25	42	105	75	30	62	R	Pin
31.2532MFTLTF	ER32 (3-20)	25	50	105	75	30	62	L	Trifix®
31.2532MFTL	ER32 (3-20)	25	50	105	75	30	62	L	Pin
31.2532MFTRTF	ER32 (3-20)	25	50	105	75	30	62	R	Trifix®
31.2532MFTR	ER32 (3-20)	25	50	105	75	30	62	R	Pin
31.3025LCTXLTF	ER25 (2-16)	30	42	130	100	32	66	L	Trifix®
31.3025LCTXL	ER25 (2-16)	30	42	130	100	32	66	L	Pin
31.3025LCTXRTF	ER25 (2-16)	30	42	130	100	32	66	R	Trifix®
31.3025LCTXR	ER25 (2-16)	30	42	130	100	32	66	R	Pin
31.3025LDCTXTF	ER25 (2-16)	30	42	130	100	32	66	D	Trifix®
31.3032LDCTX	ER32 (3-20)	30	42	130	100	32	66	D	Pin
31.3032LCTXLTF	ER32 (3-20)	30	50	130	100	32	66	L	Trifix®
31.3032LCTXL	ER32 (3-20)	30	50	130	100	32	66	L	Pin
31.3032LCTXRTF	ER32 (3-20)	30	50	130	100	32	66	R	Trifix®
31.3032LCTXR	ER32 (3-20)	30	50	130	100	32	66	R	Pin
31.3032LDCTXTF	ER32 (3-20)	30	50	130	100	32	66	D	Trifix®
31.3032LDCTX	ER32 (3-20)	30	50	130	100	32	66	D	Pin

Varia-Adapter

Varia-adaptor

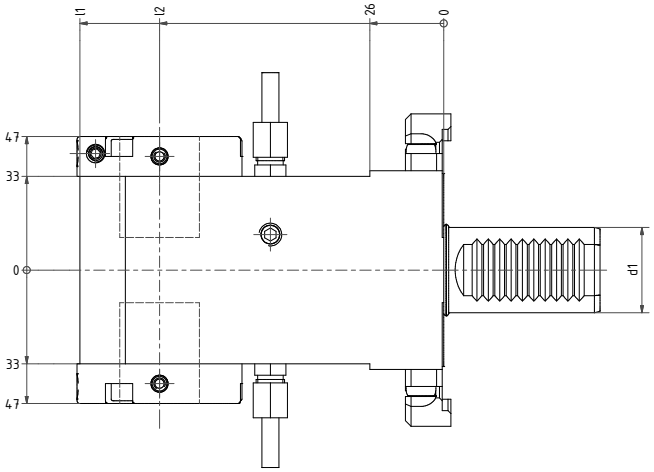

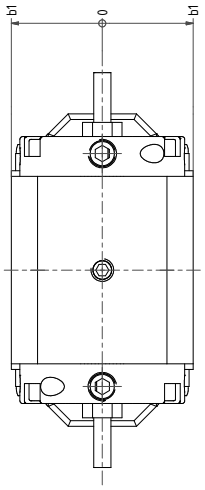

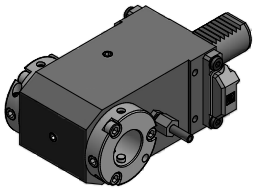

Dargestellt / Shown:
Trifix®

doppelseitig/
double sided

Nr. / No.	EWS Varia	d1	l1	l2	b1	Ausrichtsystem / Adjusting system
17.25V3DMFTTF	V3	25	103,5	75	30	Trifix®
17.25VX3DMFTTF	VX3	25	103,5	75	30	Trifix®
17.25V3DMFT	V3	25	103,5	75	30	Pin
17.25VX3DMFT	VX3	25	103,5	75	30	Pin
17.30V3LDCTXTF	V3	25	128	100	32	Trifix®
17.30VX3LDCTXTF	VX3	25	128	100	32	Trifix®
17.30V3LDCTX	V3	25	128	100	32	Pin
17.30VX3LDCTX	VX3	25	128	100	32	Pin

Capto Adapter C3

Capto adaptor C3

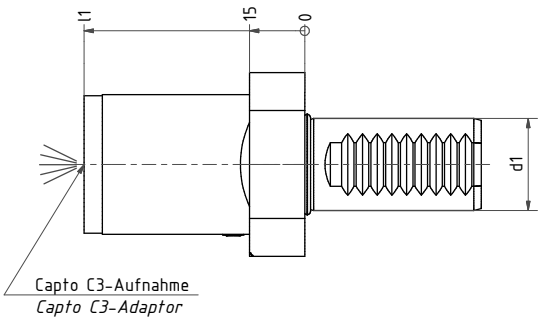

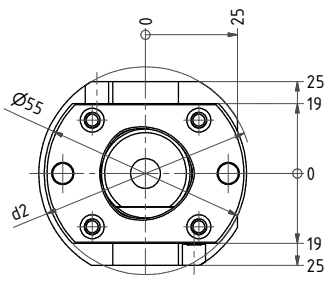

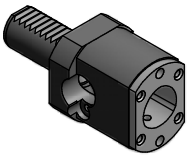

Nr. / No.	Capto	d1	d2	l1
19.25C3L60L	C3	25	58	60
19.30C3L65L	C3	30	68	65

Axial Bohr- und Fräskopf — Axial drilling and milling head

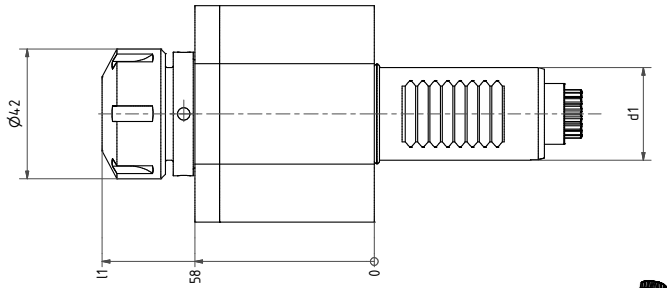

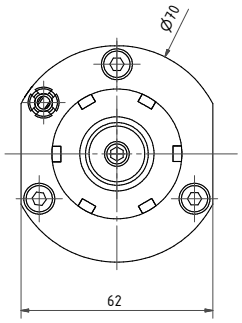

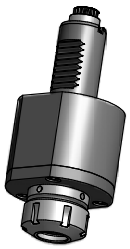

Spannzangenaufnahme / Collet chuck

Nr. / No.	Spannzange / Collet	d1	l1	n_{max} 1/min	i	T_{max} Nm	Kühlung / coolant
40.25255480	ER25 (2-16)	25	89	6000	1:1	25	Ext
40.25255480IK	ER25 (2-16)	25	89	6000	1:1	25	Int / Ext
40.3025CTX	ER25 (2-16)	30	89	6000	1:1	25	Ext
40.3025CTXIK	ER25 (2-16)	30	89	6000	1:1	25	Int / Ext

Axial Bohr- und Fräskopf — Axial drilling and milling head

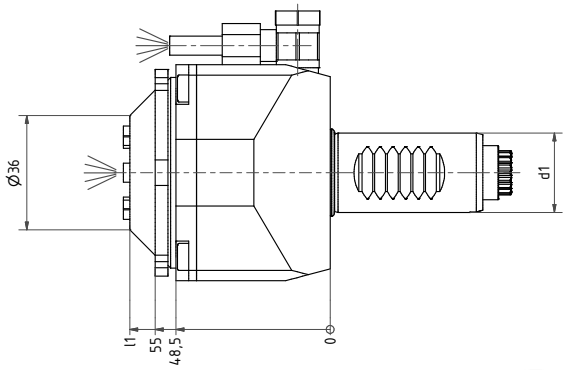

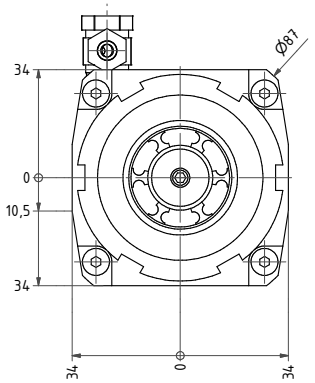

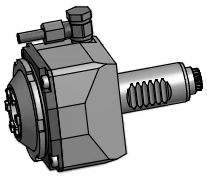

Spannzangenaufnahme / Collet chuck

Innenmutter / internal nut

Nr. / No.	Spannzange / Collet	d1	l1	n_{max} 1/min	i	T_{max} Nm	Kühlung / coolant
40.25255480IM	ER25 (2-16)	25	65	6000	1:1	25	Ext
40.25255480IKIM	ER25 (2-16)	25	65	6000	1:1	25	Int / Ext
40.3025CTXIM	ER25 (2-16)	30	65	6000	1:1	25	Ext
40.3025CTXIKIM	ER25 (2-16)	30	65	6000	1:1	25	Int / Ext

Axial Bohr- und Fräskopf — Axial drilling and milling head

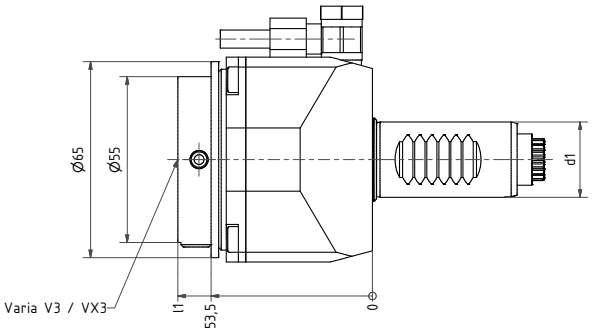

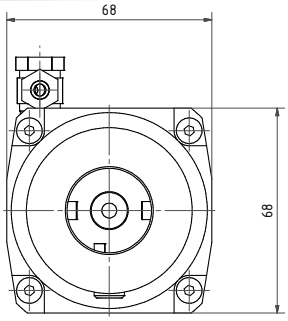

EWS-Varia

Auch mit Innenkühlung verfügbar /
also available with internal coolant



Nr. / No.	EWS-Varia	d1	l1	n_{max} 1/min	i	T_{max} Nm	Kühlung / coolant
40.25V35480	V3	25	64,5	6000	1:1	25	Ext
40.25VX35480	VX3	25	64,5	6000	1:1	25	Ext
40.30V3CTX	V3	30	64,5	6000	1:1	25	Ext
40.30V3KCTX	V3	30	64,5	6000	1:1	25	Ext
40.30VX3CTX	VX3	30	68,5	6000	1:1	25	Ext
40.30VX3KCTX	VX3	30	68,5	6000	1:1	25	Ext

Axial Bohr- und Fräskopf — Axial drilling and milling head

5

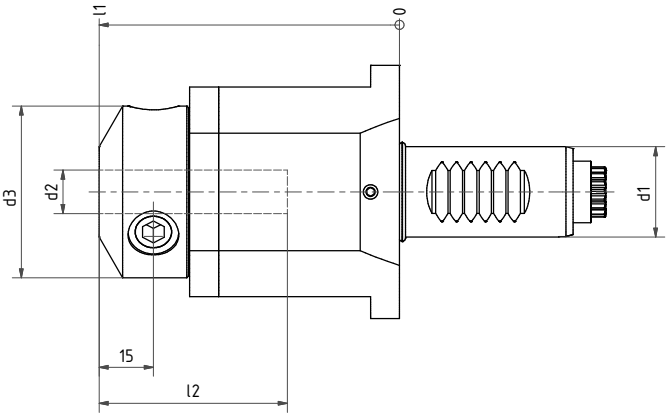

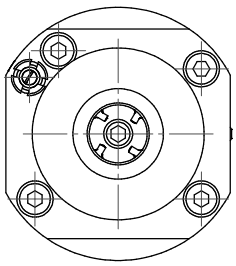

Weldon / Whistle Notch

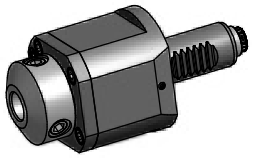

Nr. / No.	d1	d2	d3	l1	l2	n_{max} 1/min	i	T_{max} Nm	Kühlung / coolant
40.2516WN5480	25	16	47,5	83,5	53	6000	1:1	25	Ext
40.2516WN5480IK	25	16	47,5	83,5	53	6000	1:1	25	Int / Ext
40.3016WNCTX	30	16	47,5	83,5	53	6000	1:1	25	Ext
40.3016WNCTXIK	30	16	47,5	83,5	53	6000	1:1	25	Int / Ext
40.3012WNCTX	30	12	42	83,5	40	6000	1:1	50	Ext
40.3012WNCTXIK	30	12	42	83,5	40	6000	1:1	50	Int / Ext

Weitere Ø verfügbar / additional Ø available

Axial Bohr- und Fräskopf — Axial drilling and milling head

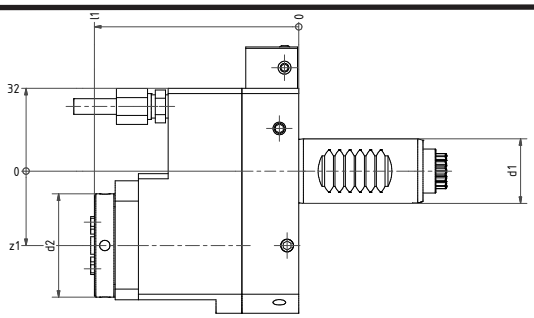

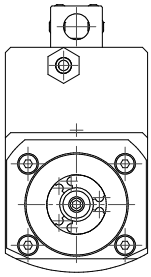

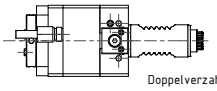

Doppelverzahnung Lizenz Traub
double tooth system licence Traub

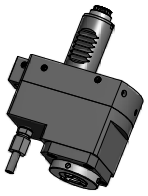

Dargestellt / Shown: Pin

achsenversetzt / offset

Nr. / No.	Spannzange / Collet	d1	d2	l1	z1	n_{max} 1/min	i	T_{max} Nm	Kühlung / coolant
50.25165480RLI1IM	ER16 (1-10)	25	40	82	28	12000	1:2	12	Ext
50.25165480RLi13IM	ER16 (1-10)	25	42	83	35	18000	1:3	5	Ext
50.25255480RLI2IM	ER25 (2-16)	25	48	97	33,75	3000	2:1	40	Ext
50.3016CTXRLI1IM	ER16 (1-10)	30	40	82	28	12000	1:2	12	Ext
50.3016CTXRLi13IM	ER16 (1-10)	30	42	83	35	18000	1:3	5	Ext
50.3025CTXRLI2IM	ER25 (2-16)	30	48	97	33,75	3000	2:1	40	Ext

Auch mit Innenkühlung verfügbar / also available with internal coolant

Radial Bohr- und Fräskopf — Radial drilling and milling head

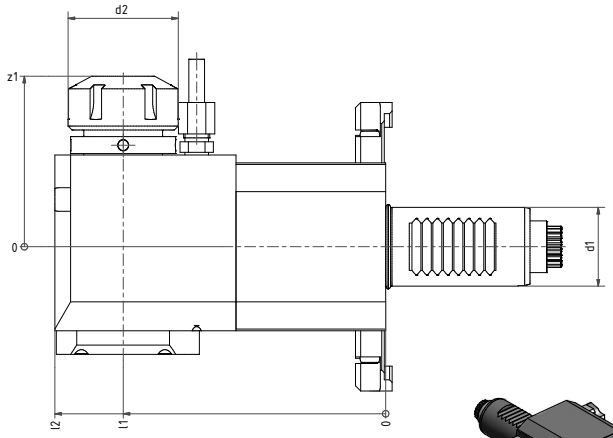

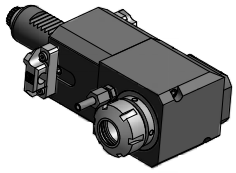

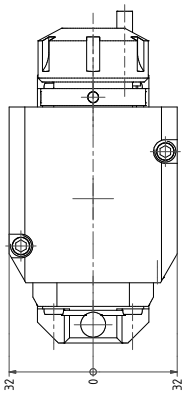

Dargestellt / Shown:
Trifix® links / left hand

Spannzangenaufnahme / Collet chuck

L = links / left hand
R = rechts / right hand
RL = doppelverzahnt / double seration

Nr. / No.	Spannzange Collet	d1	d2	l1	l2	z1	n_{max} 1/min	i	T_{max} Nm	Kühlung coolant	Ausrichtungssys. Adjusting system
60.2525L5480LTF	ER25 (2-16)	25	42	75	101	67	6000	1:1	25	Ext	Trifix®
60.2525L5480L	ER25 (2-16)	25	42	75	101	67	6000	1:1	25	Ext	Pin
60.2525L5480RTF	ER25 (2-16)	25	42	75	101	67	6000	1:1	25	Ext	Trifix®
60.2525L5480R	ER25 (2-16)	25	42	75	101	67	6000	1:1	25	Ext	Pin
60.2525L5480RL	ER25 (2-16)	25	42	75	101	67	6000	1:1	25	Ext	Pin
60.2520L5480LI1TF	ER20 (2-13)	25	34	75	101	65	12000	1:2	12	Ext	Trifix®
60.2520L5480LI1	ER20 (2-13)	25	34	75	101	65	12000	1:2	12	Ext	Pin
60.2520L5480RI1TF	ER20 (2-13)	25	34	75	101	65	12000	1:2	12	Ext	Trifix®
60.2520L5480RI1	ER20 (2-13)	25	34	75	101	65	12000	1:2	12	Ext	Pin
60.2525L5480LI2TF	ER25 (2-16)	25	42	75	101	67	3000	2:1	40	Ext	Trifix®
60.2525L5480LI2	ER25 (2-16)	25	42	75	101	67	3000	2:1	40	Ext	Pin
60.2525L5480RI2TF	ER25 (2-16)	25	42	75	101	67	3000	2:1	40	Ext	Trifix®
60.2525L5480LI2	ER25 (2-16)	25	42	75	101	67	3000	2:1	40	Ext	Pin
60.3025LCTXLTF	ER25 (2-16)	30	42	100	126	67	6000	1:1	25	Ext	Trifix®
60.3025LCTXL	ER25 (2-16)	30	42	100	126	67	6000	1:1	25	Ext	Pin
60.3025LCTXRTF	ER25 (2-16)	30	42	100	126	67	6000	1:1	25	Ext	Trifix®
60.3025LCTXR	ER25 (2-16)	30	42	100	126	67	6000	1:1	25	Ext	Pin
60.3025LCTXRL	ER25 (2-16)	30	42	100	126	67	6000	1:1	25	Ext	Pin
60.3020LCTXLI1TF	ER20 (2-13)	30	34	100	126	65	12000	1:2	12	Ext	Trifix®
60.3020LCTXLI1	ER20 (2-13)	30	34	100	126	65	12000	1:2	12	Ext	Pin
60.3020LCTXRI1TF	ER20 (2-13)	30	34	100	126	65	12000	1:2	12	Ext	Trifix®
60.3020LCTXRI1	ER20 (2-13)	30	34	100	126	65	12000	1:2	12	Ext	Pin
60.3025LCTXLI2TF	ER25 (2-16)	30	42	100	126	67	3000	2:1	40	Ext	Trifix®
60.3025LCTXLI2	ER25 (2-16)	30	42	100	126	67	3000	2:1	40	Ext	Pin
60.3025LCTXRI2TF	ER25 (2-16)	30	42	100	126	67	3000	2:1	40	Ext	Trifix®
60.3025LCTXRI2	ER25 (2-16)	30	42	100	126	67	3000	2:1	40	Ext	Pin

Auch mit Innenkühlung verfügbar / also available with internal coolant

Radial Bohr- und Fräskopf — Radial drilling and milling head

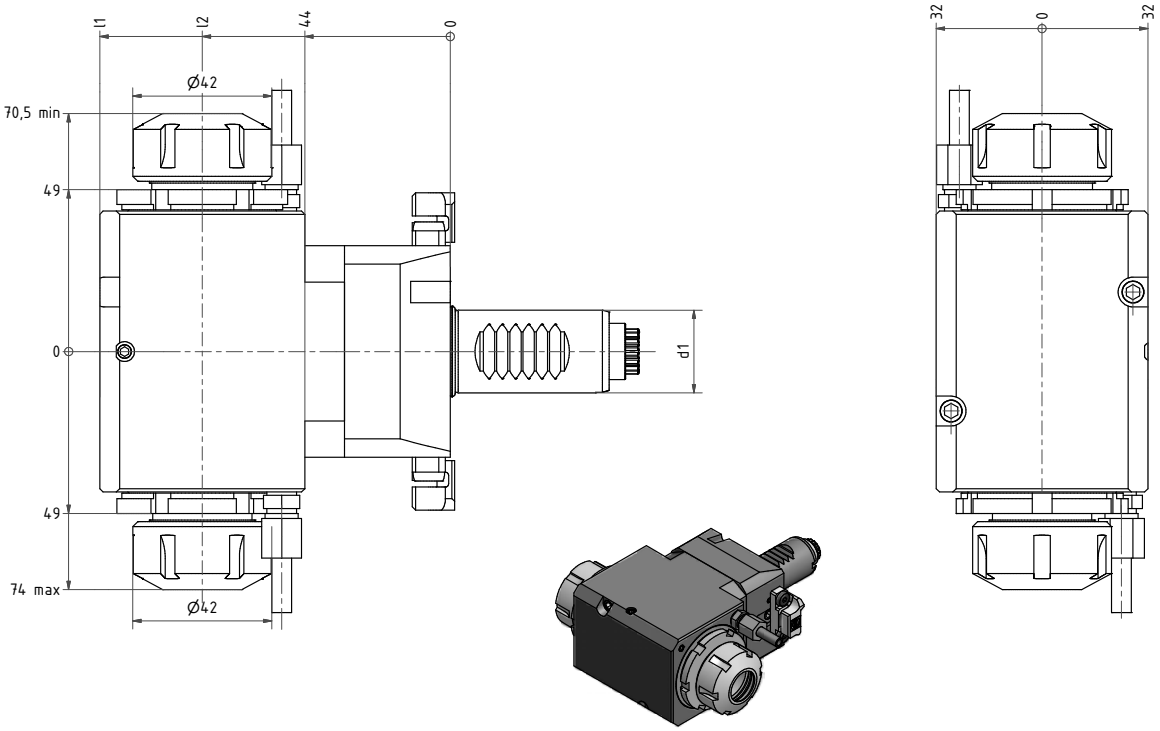

Dargestellt / Shown:
Pin

doppelseitig/
double sided

Nr. / No.	d1	l1	l2	n_{max} 1/min	i	T_{max} Nm	Kühlung / coolant	Ausrichtsystem / adjusting system
60.2525LD5480TF	25	106	75	6000	1:1	25	Ext	Trifix®
60.2525LD5480	25	106	75	6000	1:1	25	Ext	Pin
60.3025LDCTXTF	30	131	100	6000	1:1	25	Ext	Trifix®
60.3025LDCTX	30	131	100	6000	1:1	25	Ext	Pin

Auch mit Innenkühlung verfügbar / also available with internal coolant

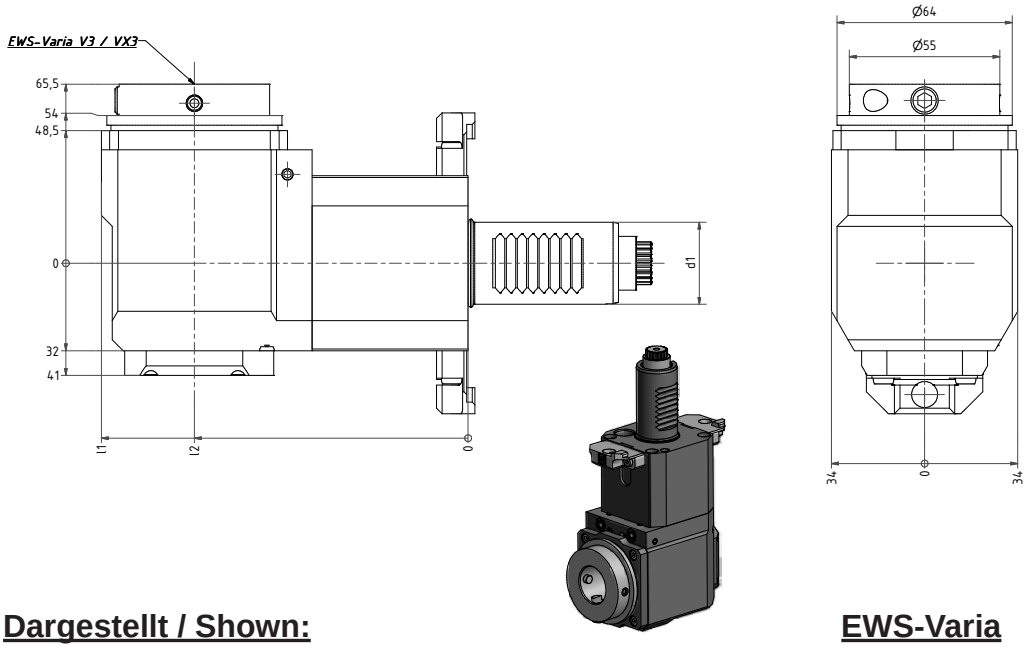

Dargestellt / Shown:
Trifix® links / left hand

EWS-Varia

L= links / left hand
R= rechts / right hand
RL= doppelverzahnt / double seration

Nr. / No.	EWS-Varia	d1	l1	l2	n_{max} 1/min	i	T_{max} Nm	Kühlung coolant	Ausrichtsystem Adjusting system
60.25V3L5480LTF	V3	25	109	75	6000	1:1	25	Ext	Trifix®
60.25V3L5480L	V3	25	109	75	6000	1:1	25	Ext	Pin
60.25V3L5480RTF	V3	25	109	75	6000	1:1	25	Ext	Trifix®
60.25V3L5480R	V3	25	109	75	6000	1:1	25	Ext	Pin
60.25V3L5480RL	V3	25	109	75	6000	1:1	25	Ext	Pin
60.25VX3L5480LTF	VX3	25	109	75	6000	1:1	25	Ext	Trifix®
60.25VX3L5480L	VX3	25	109	75	6000	1:1	25	Ext	Pin
60.25VX3L5480RTF	VX3	25	109	75	6000	1:1	25	Ext	Trifix®
60.25VX3L5480R	VX3	25	109	75	6000	1:1	25	Ext	Pin
60.25VX3L5480RL	VX3	25	109	75	6000	1:1	25	Ext	Pin
60.30V3LCTXLTF	V3	30	134	100	6000	1:1	25	Ext	Trifix®
60.30V3LCTXL	V3	30	134	100	6000	1:1	25	Ext	Pin
60.30V3LCTXRTF	V3	30	134	100	6000	1:1	25	Ext	Trifix®
60.30V3LCTXR	V3	30	134	100	6000	1:1	25	Ext	Pin
60.30V3LCTXRL	V3	30	134	100	6000	1:1	25	Ext	Pin
60.30VX3LCTXLTF	VX3	30	134	100	6000	1:1	25	Ext	Trifix®
60.30VX3LCTXL	VX3	30	134	100	6000	1:1	25	Ext	Pin
60.30VX3LCTXRTF	VX3	30	134	100	6000	1:1	25	Ext	Trifix®
60.30VX3LCTXR	VX3	30	134	100	6000	1:1	25	Ext	Pin
60.30VX3LCTXRL	VX3	30	134	100	6000	1:1	25	Ext	Pin

Auch mit Innenkühlung verfügbar / also available with internal coolant

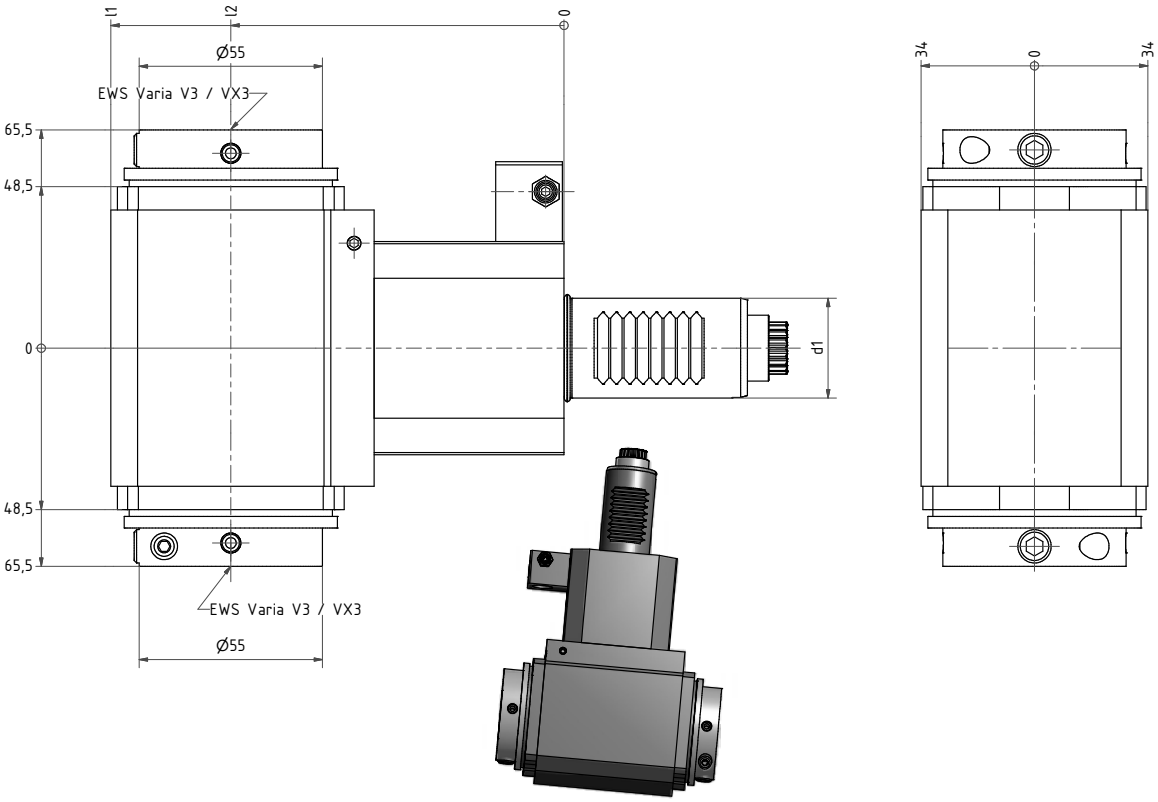

Dargestellt / Shown:
Pin

EWS-Varia

doppelseitig/
double sided

Nr. / No.	EWS-Varia	d1	l1	l2	n_{max} 1/min	i	T_{max} Nm	Kühlung / coolant	Ausrichtsystem / adjusting system
60.25V3LD5480TF	V3	25	109	75	6000	1:1	25	Ext	Trifix®
60.25V3LD5480	V3	25	109	75	6000	1:1	25	Ext	Pin
60.25VX3LD5480TF	VX3	25	109	75	6000	1:1	25	Ext	Trifix®
60.25VX3LD5480	VX3	25	109	75	6000	1:1	25	Ext	Pin
60.30V3LDCTXTF	V3	30	134	100	6000	1:1	25	Ext	Trifix®
60.30V3LDCTX	V3	30	134	100	6000	1:1	25	Ext	Pin
60.30VX3LDCTXTF	VX3	30	134	100	6000	1:1	25	Ext	Trifix®
60.30VX3LDCTX	VX3	30	134	100	6000	1:1	25	Ext	Pin

Radial Bohr- und Fräskopf — Radial drilling and milling head

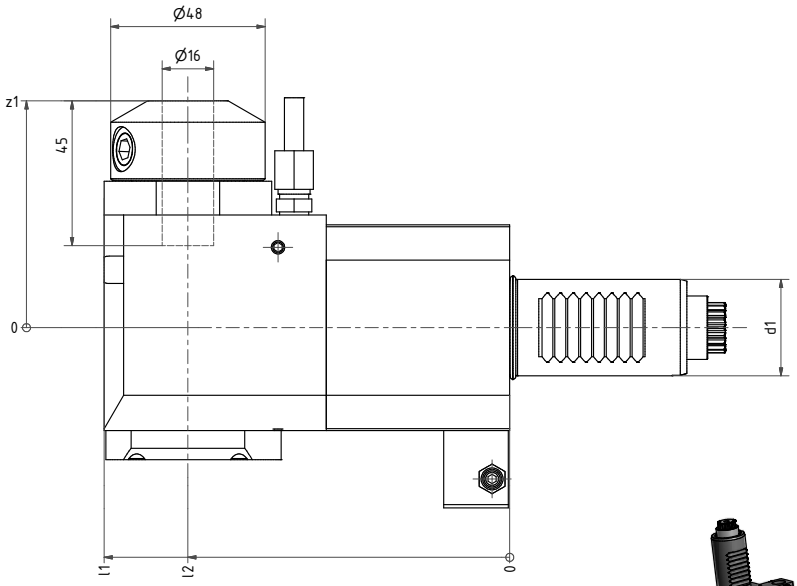

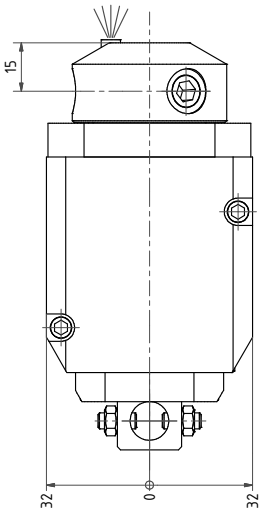

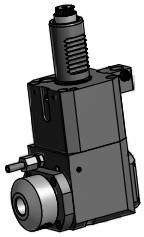

Dargestellt / Shown:
Pin links / left hand

Weldon / Whistle Notch

L= links / left hand
R= rechts / right hand
RL= doppelverzahnt / double seration

Nr. / No.	d1	l1	l2	z1	n_{max} 1/min	i	T_{max} Nm	Kühlung coolant	Ausrichtsystem Adjusting system
60.2516WNL5480LTF	25	101	75	69	6000	1:1	25	Ext	Trifix®
60.2516WNL5480L	25	101	75	69	6000	1:1	25	Ext	Pin
60.2516WNL5480LI2TF	25	101	75	70,6	3000	2:1	40	Ext	Trifix®
60.2516WNL5480LI2	25	101	75	70,6	3000	2:1	40	Ext	Pin
60.2516WNL5480RTF	25	101	75	69	6000	1:1	25	Ext	Trifix®
60.2516WNL5480R	25	101	75	69	6000	1:1	25	Ext	Pin
60.2516WNL5480RI2TF	25	101	75	70,6	3000	2:1	40	Ext	Trifix®
60.2516WNL5480RI2	25	101	75	70,6	3000	2:1	40	Ext	Pin
60.2516WNL5480RL	25	101	75	69	6000	1:1	25	Ext	Pin
60.2516WNL5480RLI2	25	101	75	70,6	3000	2:1	40	Ext	Pin
60.3016WNLCTXLTF	30	126	100	69	6000	1:1	25	Ext	Trifix®
60.3016WNLCTXL	30	126	100	69	6000	1:1	25	Ext	Pin
60.3016WNLCTXLI2TF	30	126	100	70,6	3000	2:1	40	Ext	Trifix®
60.3016WNLCTXLI2	30	126	100	70,6	3000	2:1	40	Ext	Pin
60.3016WNLCTXRTF	30	126	100	69	6000	1:1	25	Ext	Trifix®
60.3016WNLCTXR	30	126	100	69	6000	1:1	25	Ext	Pin
60.3016WNLCTXRI2TF	30	126	100	70,6	3000	2:1	40	Ext	Trifix®
60.3016WNLCTXRI2	30	126	100	70,6	3000	2:1	40	Ext	Pin
60.3016WNLCTXRL	30	126	100	69	6000	1:1	25	Ext	Pin
60.3016WNLCTXRLI2	30	126	100	70,6	3000	2:1	40	Ext	Pin

Andere Ø und Innenkühlung verfügbar / other Ø and internal coolant also available

Radial Fräskopf — Radial milling head

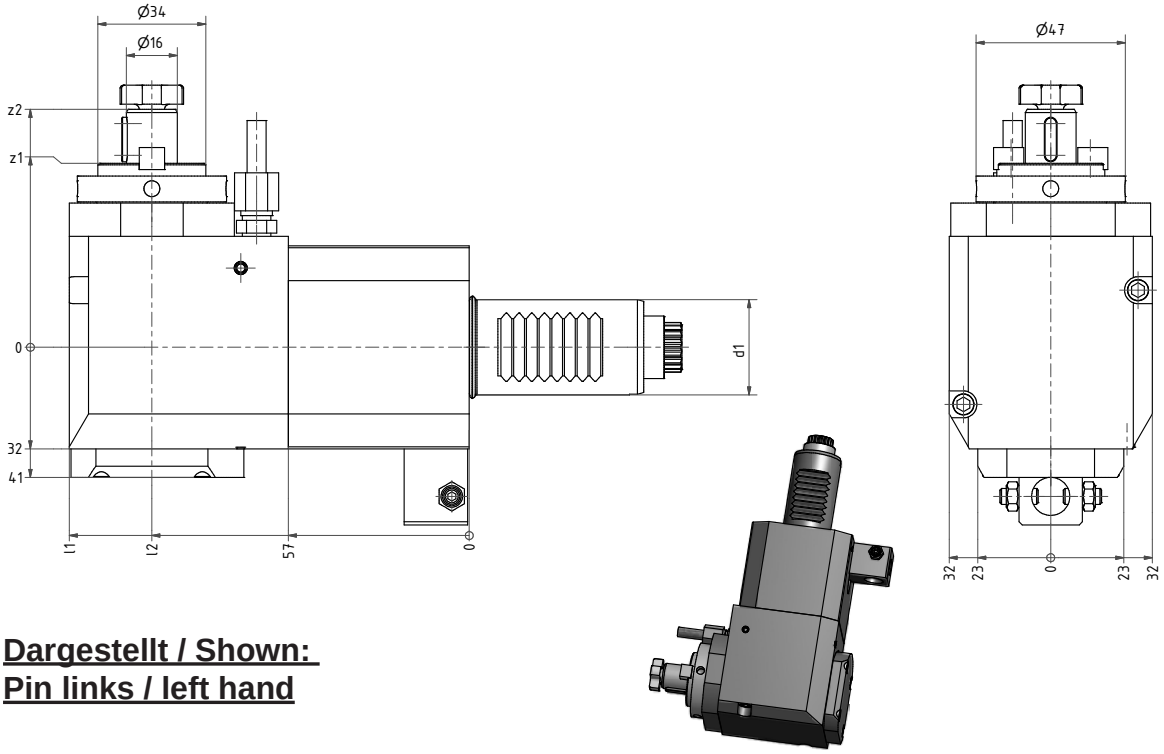

Dargestellt / Shown:
Pin links / left hand

L= links / left hand
R= rechts / right hand
RL= doppelverzahnt / double seration

Nr. / No.	d1	l1	l2	z1	z2	n_{max} 1/min	i	T_{max} Nm	Kühlung coolant	Ausrichtungssystem Adjusting system
62.2516L5480LTF	25	101	75	58	75	6000	1:1	25	Ext	Trifix®
62.2516L5480L	25	101	75	58	75	6000	1:1	25	Ext	Pin
62.2516L5480LI2TF	25	101	75	58	75	3000	2:1	40	Ext	Trifix®
62.2516L5480LI2	25	101	75	58	75	3000	2:1	40	Ext	Pin
62.2516L5480RTF	25	101	75	58	75	6000	1:1	25	Ext	Trifix®
62.2516L5480R	25	101	75	58	75	6000	1:1	25	Ext	Pin
62.2516L5480RI2TF	25	101	75	58	75	3000	2:1	40	Ext	Trifix®
62.2516L5480RI2	25	101	75	58	75	3000	2:1	40	Ext	Pin
62.2516L5480RL	25	101	75	58	75	6000	1:1	25	Ext	Pin
62.2516L5480RLI2	25	101	75	58	75	3000	2:1	40	Ext	Pin
62.3016LCTXLTF	30	126	100	58	75	6000	1:1	25	Ext	Trifix®
62.3016LCTXL	30	126	100	58	75	6000	1:1	25	Ext	Pin
62.3016LCTXLI2TF	30	126	100	58	75	3000	2:1	40	Ext	Trifix®
62.3016LCTXLI2	30	126	100	58	75	3000	2:1	40	Ext	Pin
62.3016LCTXRTF	30	126	100	58	75	6000	1:1	25	Ext	Trifix®
62.3016LCTXR	30	126	100	58	75	6000	1:1	25	Ext	Pin
62.3016LCTXRI2TF	30	126	100	58	75	3000	2:1	40	Ext	Trifix®
62.3016LCTXRI2	30	126	100	58	75	3000	2:1	40	Ext	Pin
62.3016LCTXRL	30	126	100	58	75	6000	1:1	25	Ext	Pin
62.3016LCTXRLI2	30	126	100	58	75	3000	2:1	40	Ext	Pin

Andere Fräsdorn Ø verfügbar / other milling arbor Ø available

Schwenkkopf

Swivel head

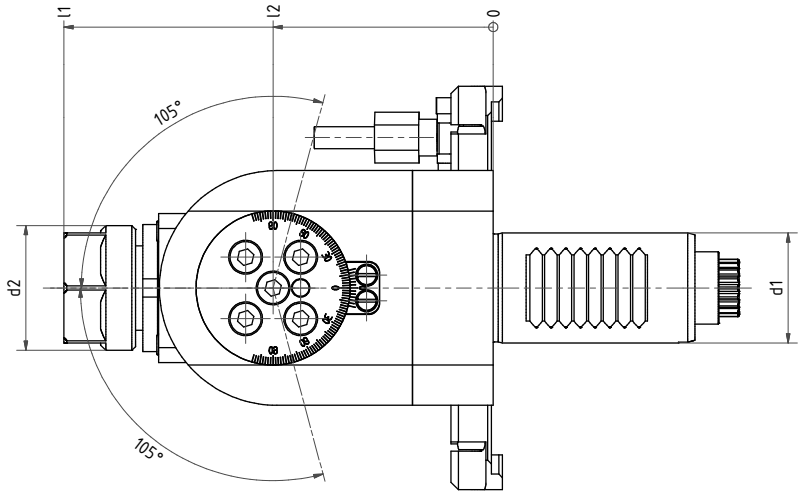

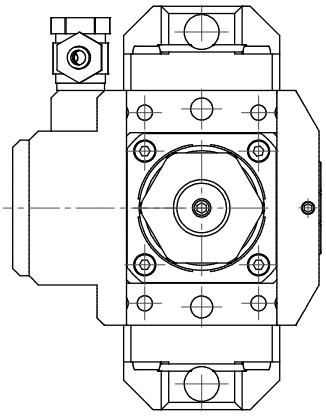

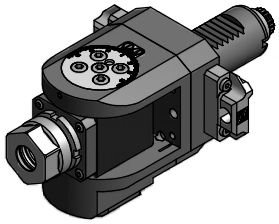

Nr. / No.	Spannzange Collet	d1	d2	l1	l2	n_{max} 1/min	i	T_{max} Nm	Kühlung coolant	Ausrichtungssystem Adjusting system
63.25205480TF	ER20 (2-13)	25	34	118	60	6000	1:1	16	Ext	Trifix®
63.25205480	ER20 (2-13)	25	34	118	60	6000	1:1	16	Ext	Pin
63.25205480IKTF	ER20 (2-13)	25	34	123	80	6000	1:1	16	Ext	Trifix®
63.25205480IK	ER20 (2-13)	25	34	123	80	6000	1:1	16	Ext	Pin
63.2520L5480	ER20 (2-13)	25	34	133	75	6000	1:1	16	Ext	Pin
63.25165480I1TF	ER16 (1-10)	25	28	103	53	12000	1:2	8	Ext	Trifix®
63.25165480I1	ER16 (1-10)	25	28	103	53	12000	1:2	8	Ext	Pin
63.3020CTXTF	ER20 (2-13)	30	34	118	60	6000	1:1	16	Ext	Trifix®
63.3020CTX	ER20 (2-13)	30	34	118	60	6000	1:1	16	Ext	Pin
63.3020CTXIKTF	ER20 (2-13)	30	34	123	80	6000	1:1	16	Ext	Trifix®
63.3020CTXIK	ER20 (2-13)	30	34	123	80	6000	1:1	16	Ext	Pin
63.3020LCTX	ER20 (2-13)	30	34	165	107	6000	1:1	16	Ext	Pin
63.3016CTXI1TF	ER16 (1-10)	30	28	103	53	12000	1:2	8	Ext	Trifix®
63.3016CTXI1	ER16 (1-10)	30	28	103	53	12000	1:2	8	Ext	Pin

Scheibenfräskopf — Saw milling head

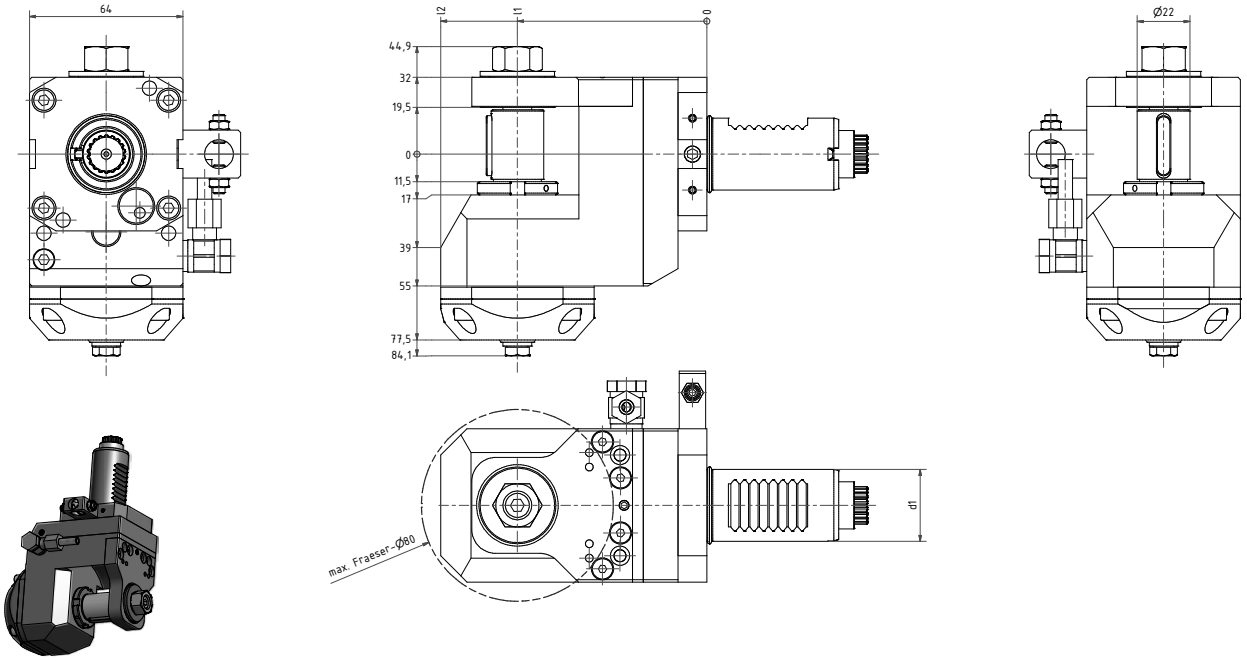

Nr. / No.	d1	l1	l2	n_{max} 1/min	i	T_{max} Nm	Kühlung / coolant	Ausrichtungssystem/ adjusting system
64.2522548013	25	84	116	2000	3:1	60	Ext	Pin
64.3022CTXI3	30	79	111	2000	3:1	60	Ext	Pin

Nutstoßwerkzeug — Push slotter

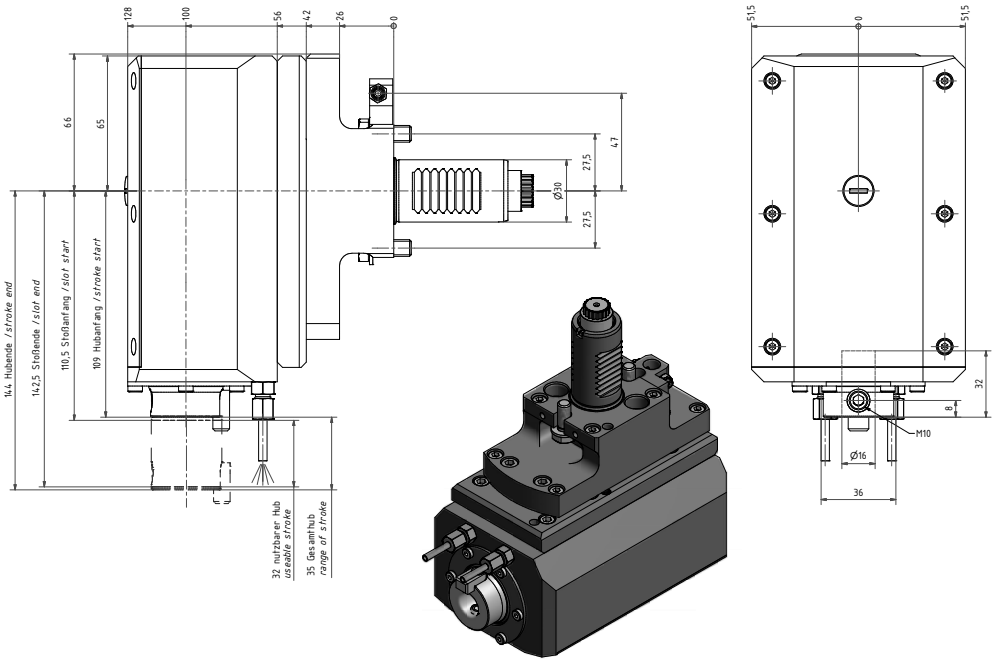

Nr. / No.	Ausrichtsystem / adjusting system
69.3016WNCTXRLX100	Pin

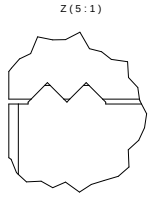

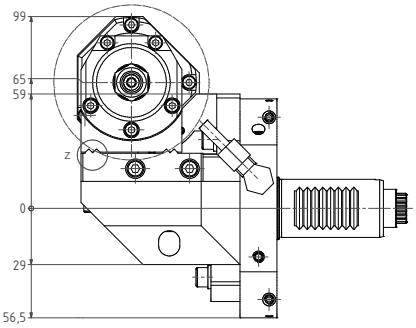

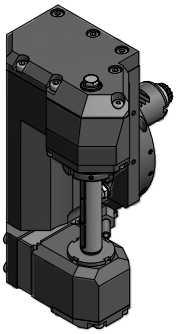

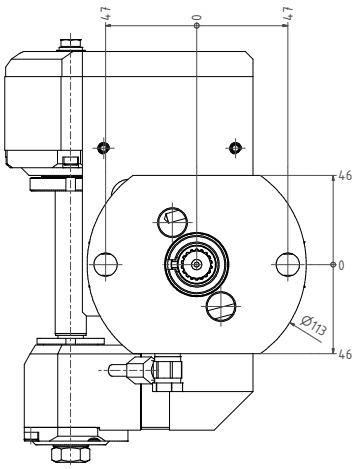

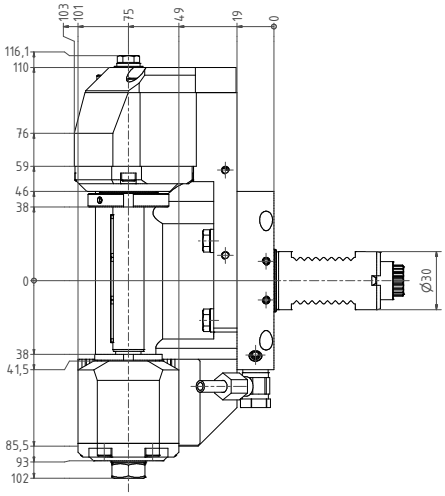

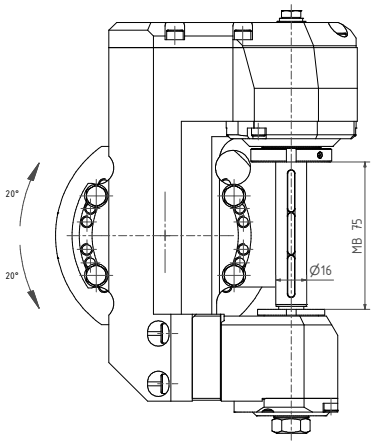

5

Winkeleinstellbar / angle adjustable

Nr. / No.	n_{max} 1/min	i	T_{max} Nm	Kühlung / coolant	Ausrichtungssystem/ adjusting system
64.3016CTXRLI2TKWZ65MB75	3000	2:1	40	Ext	Pin

Auch ohne Winkeleinstellbarkeit lieferbar / also without angle adjustment available

Weitere Fräsdorn Ø verfügbar/ additional arbor Ø available

Kombihalter
Für Bohrstangen und Vollbohrer
ProLine

Combi holder
For boring bars and U-drills
ProLine

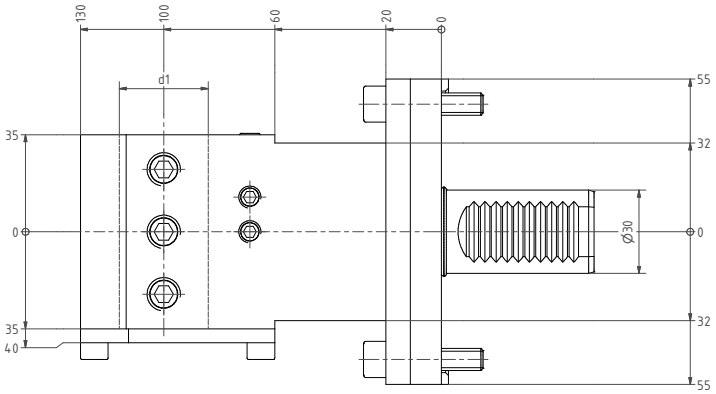

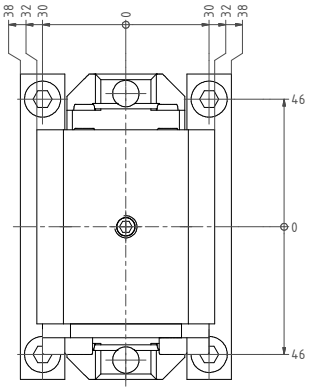

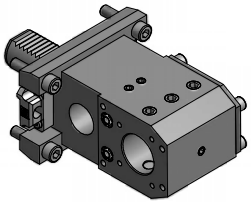

Nr. / No.	d1	Ausrichtsystem / adjusting system
17.3032LCTXTF-PL	32	Trifix®
17.3040LCTXTF-PL	40	Trifix®

Reduzierhülsen / Reducing sleeves Ø 32

28.3225G200	Ø25	28.3210G200	Ø10
28.3220G200	Ø20	28.3208G200	Ø 8
28.3216G200	Ø16	28.3206G200	Ø 6
28.3212G200	Ø12		

andere Ø auf Anfrage / other Ø on request

Reduzierhülsen / Reducing sleeves Ø 40

28.4032S	Ø32	28.4012S	Ø12
28.4025S	Ø25	28.4010S	Ø10
28.4020S	Ø20	28.4008S	Ø 8
28.4016S	Ø16		

andere Ø auf Anfrage / other Ø on request

Axial Bohr- und Fräskopf
ProLine

Axial drilling and milling head
ProLine

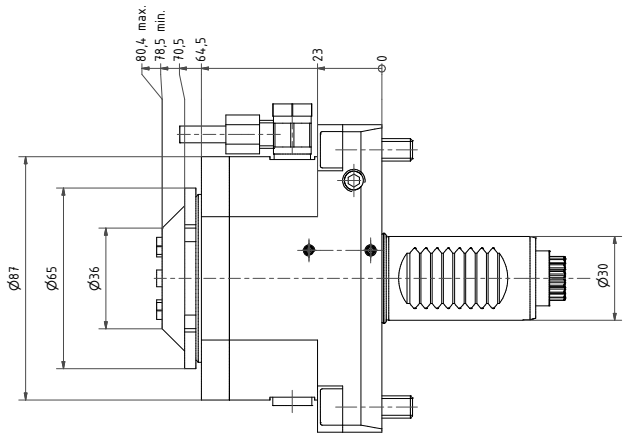

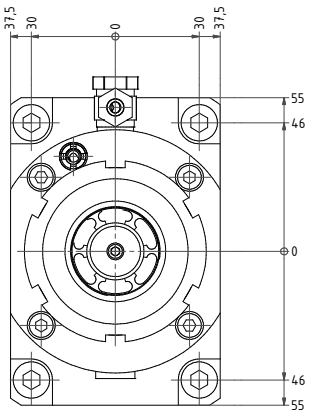

Spannzangenaufnahme / Collet chuck



Innenmutter / internal nut

High speed = HSD

Nr. / No.	Kühlung coolant	Ausrichtsystem / adjusting system
40.3025CTXIKIM-PLHSD	Int / Ext	Pin

Axial Bohr- und Fräskopf
ProLine

Axial drilling and milling head
ProLine

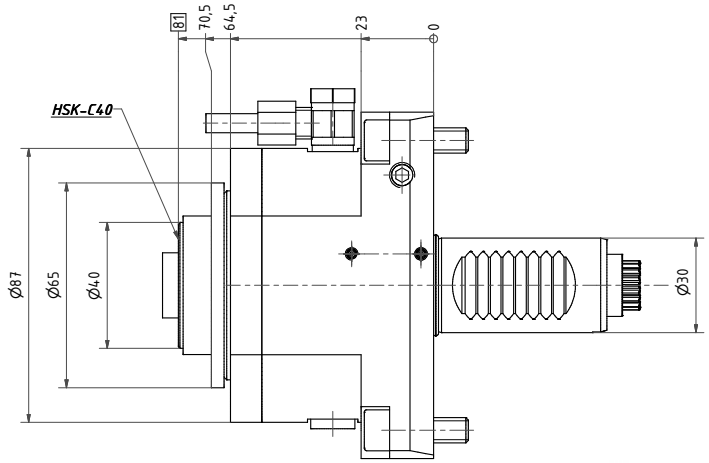

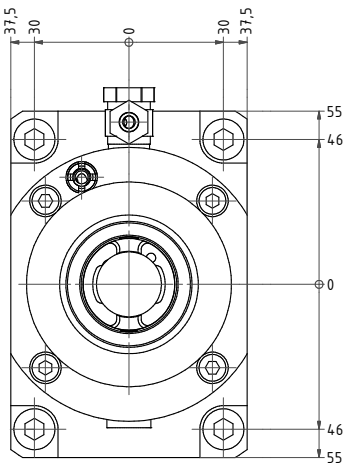



High speed = HSD

HSK 40

Nr. / No.	Kühlung coolant	Ausrichtsystem / adjusting system
40.30HSK40CTXIK-PLHSD	Int / Ext	Pin

Axial Bohr- und Fräskopf
ProLine

Axial drilling and milling head
ProLine

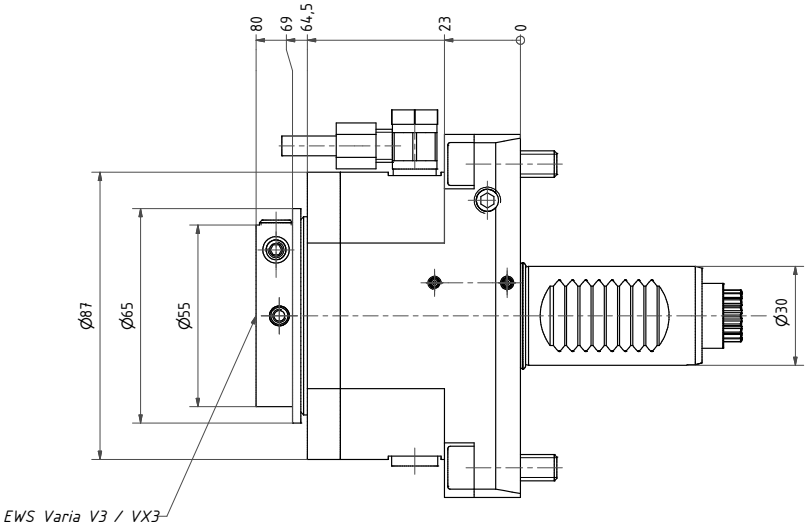

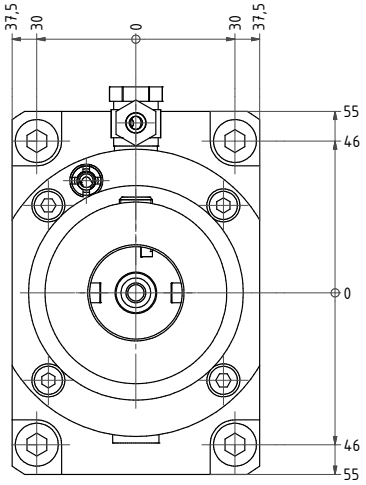



EWS-Varia

High speed = HSD

Nr. / No.	EWS-Varia	Kühlung coolant	Ausrichtsystem / adjusting system
40.30V3CTXIK-PLHSD	V3	Int / Ext	Pin
40.30VX3CTXIK-PLHSD	VX3	Int / Ext	Pin



EWS Weigele GmbH & Co. KG
Maybachstraße 1 · D-73066 Uhingen
Telefon +49(0)7161-93040-100
Telefax +49(0)7161-93040-30
E-Mail: info@ews-tools.de
www.ews-tools.de

WSW Spannwerkzeuge-Vertriebs GmbH
Maybachstr. 1 · D-73066 Uhingen
Telefon +49(0)7161-93040-100
Telefax +49(0)7161-93040-30
E-Mail: info@wsw-collets.de
www.wsw-collets.de

Command Tooling Systems
13931 Sunfish Lake Blvd NW
Ramsey · MN 55303 USA
Telefon +1-763-576-6910
Telefax +1-763-576-6911
support@commandtool.com
www.commandtool.com

EWS Korea Co. Ltd.
60-11 · Woongnam-Dong
Changwon
Kyoung-Nam Korea
Telefon +82 55-267-8085
Telefax +82 55-262-3118
E-Mail: info@ewskorea.co.kr
www.ewskorea.co.kr

EWS Ltd.
Krassnaja str., 38
600015 Vladimir
Russland
Telefon: +7-4922-541160
Fax: +7-4922-541160
E-Mail: info@ews-russland.ru
www.ews-russland.ru



Stand / updated: 08/2012