

## **GEMÜ 1232**

### *Electrical position indicator*



#### **Features**

- Position feedback via 2-wire proximity switches (NAMUR) or 3-wire proximity switches (PNP) with optional LED indication of end position
- Adjustable switch point tolerances via threaded spindle
- Can be fitted to GEMÜ valves or third-party actuators
- UL approval available

#### **Description**

The GEMÜ 1232 electrical position indicator is suitable for linear actuators with up to 20 mm actuating travel. It has either one or two inductive proximity switches. An LED display can be integrated as an option.


#### **Technical specifications**

- **Ambient temperature:** -20 to 60 °C
- **Linear measuring range:** 2 to 20 mm
- **Supply voltages:** 10 - 30 V DC | 8 V NAMUR
- **Protection class:** IP 65
- **Electrical connection type:** M16 cable gland | M12 plug
- **Switch types:** 2-wire proximity switch (NAMUR) | 3-wire proximity switch
- **Conformities:** CSA | EAC | UL Recognized

Technical data depends on the respective configuration

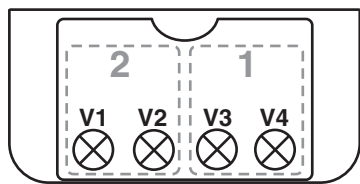


Product description



Item	Name	Materials
1	Housing cover	PSU
2	Housing base	PP
3	Electrical connection	PP
4	Mounting kit, valve specific (must be ordered separately)	SS
	Seals	NBR

Status LEDs



1 - not available for function code A11

2 - not available for function code A12

LED	Assignment	Limit switches	LED colour
V1	Operating voltage	OPEN	Yellow
V2	OPEN position	OPEN	Green
V3	CLOSED position	CLOSED	Red
V4	Operating voltage	CLOSED	Yellow

## GEMÜ CONEXO

The interaction of valve components that are equipped with RFID chips and an associated IT infrastructure actively increase process reliability.



Thanks to serialization, every valve and every relevant valve component such as the body, actuator or diaphragm, and even automation components, can be clearly traced and read using the CONEXO pen RFID reader. The CONEXO app, which can be installed on mobile devices, not only facilitates and improves the "installation qualification" process, but also makes the maintenance process much more transparent and easier to document. The app actively guides the maintenance technician through the maintenance schedule and directly provides him with all the information assigned to the valve, such as test reports, testing documentation and maintenance histories. The CONEXO portal acts as a central element, helping to collect, manage and process all data.

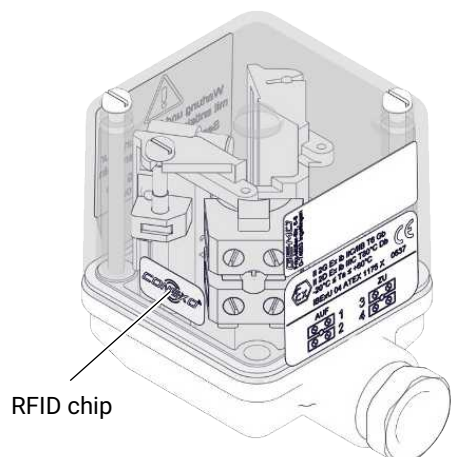
**For further information on GEMÜ CONEXO please visit:**

[www.gemu-group.com/conexo](http://www.gemu-group.com/conexo)

### Ordering

GEMÜ Conexo must be ordered separately with the ordering option "CONEXO" (see order data).

### Installing the RFID chip



RFID chip

## Availabilities

	Function	Switch	Electrical connection	Connection diagram
Standard PNP	<b>Without LED display</b> OPEN/CLOSED (code A30) OPEN (code A31) CLOSED (code A32)  <b>With LED display</b> OPEN/CLOSED (code A10) OPEN (code A11) CLOSED (code A12)	3-wire proximity switch PNP (code 305)	M16 cable gland (code 1101)	Code 303
			M16 Skintop cable gland (code 1103)	
			M12 plug, 4-pin (code 1110)	Code 304
			M12 plug, 4-pin with female angled connector, without cable (code 1111)	
NAMUR	OPEN/CLOSED (code A00) OPEN (code A01) CLOSED (code A02)	2-wire NAMUR (code 207)	M16 cable gland (code 1101)	Code 202
			M16 Skintop cable gland (code 1103)	
UL approval PNP	<b>With LED display</b> OPEN/CLOSED (code A10) OPEN (code A11) CLOSED (code A12)	3-wire proximity switch PNP (code 305)	M16 cable gland (code 1101)	Code 303

## Order data

The order data provide an overview of standard configurations.

Please check the availability before ordering. Other configurations available on request.

Note: Mounting kit 1232 S01 Z...dependent on valve type. Please order separately. Data required on valve type, DN, control function and actuator size.

For possible combinations see availability table.

## Order codes

1 Type	Code
Electrical position indicator	1232
2 Fieldbus	Code
Without	000
3 Accessory	Code
Accessory	Z
4 Device version	Code
Open/Closed	A00
Open	A01
Closed	A02
Open/Closed, LED, PNP	A10
Open, LED, PNP	A11
Closed, LED, PNP	A12
Open / Closed, PNP	A30
Open, PNP	A31
Closed, PNP	A32
5 Switch	Code
Proximity switch, 2-wire, NAMUR P+F, NJ1,5-6,5-15-N-Y180094	207

5 Switch	Code
Proximity switch, 3-wire, normally open contact, PNP Balluff, BES 516-371-SA 16	305
6 Electrical connection	Code
M16 cable gland	1101
M16 Skintop cable gland	1103
M12 plug, 4-pin	1110
M12 plug, 4-pin with female angled connector, without cable	1111
7 Connection diagram	Code
Terminals, NAMUR	202
Terminals, PNP	303
M12 plug, 4-pin	304
8 Special version	Code
Without	
UL approval	U
9 CONEXO	Code
Without	
Integrated RFID chip for electronic identification and traceability	C

## Order example

Ordering option	Code	Description
1 Type	1232	Electrical position indicator
2 Fieldbus	000	Without
3 Accessory	Z	Accessory
4 Device version	A30	Open / Closed, PNP
5 Switch	305	Proximity switch, 3-wire, normally open contact, PNP Balluff, BES 516-371-SA 16
6 Electrical connection	1101	M16 cable gland
7 Connection diagram	303	Terminals, PNP
8 Special version		Without
9 CONEXO		Without

## Technical data

### Temperature

**Ambient temperature:** -20 – 60 °C

**Storage temperature:** 0 – 40 °C

### Product conformity

**Approvals:** UL approval, UR (recognized) UL 508  
CSA approval, C22.2, No. 14-M91

### Mechanical data

**Installation position:** Optional

**Weight:** 420 g

**Protection class:** IP 65

**Range of limit switch:** 2 – 20 mm

### Electrical data

**Electrical connection type:** M12 plug, 4-pin (code 1110)  
M12 plug, 4-pin, with female angled connector, without cable (code 1111)  
M16x1.5 cable gland for cable dia. 4.5 to 7 mm, recommended wire cross section 0.75 mm<sup>2</sup> (code 1101)  
M16x1.5 Skintop cable gland for cable dia. 4 to 10 mm, recommended wire cross section 0.75 mm<sup>2</sup> (code 1103)

### 2-wire proximity switch

**Switch type:** 2-wire, NAMUR, switch (code 207)

**Supply voltage:** 8 V NAMUR

**Current consumption:** ≥ 3 mA (undamped)  
< 1 mA (damped)

**Max. switching frequency:** 1 kHz

### 3-wire proximity switch

**Switch type:** 3-wire, normally open contact, PNP, switch (code 305)

Supply voltage:	Standard	UL approval	Option with LED
	10 – 30 V DC	10 – 30 V DC	10 – 30 V DC

Voltage drop:	Standard	UL approval	Option with LED
	≤ 2.5 V	≤ 2.5 V	≤ 2.5 V

Current consumption:	Standard	UL approval	Option with LED
	200 mA	200 mA	180 mA

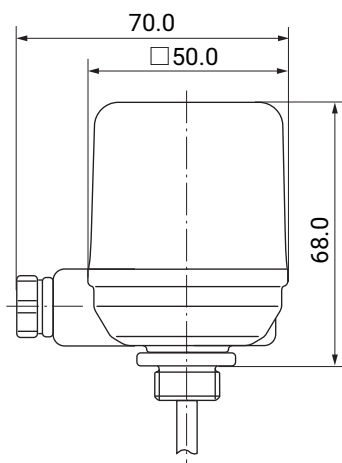
**Intrinsic power consumption:**

Standard	UL approval	Option with LED
$\leq 24$ mA (undamped) $\leq 40$ mA (damped)	$\leq 24$ mA (undamped) $\leq 40$ mA (damped)	$\leq 44$ mA (undamped) $\leq 80$ mA (damped)

**Max. switching frequency:**

Standard	UL approval	Option with LED
1 kHz	1 kHz	1 kHz

## Dimensions

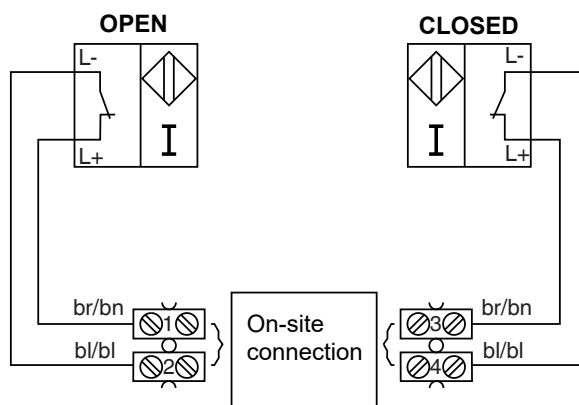


Dimensions in mm

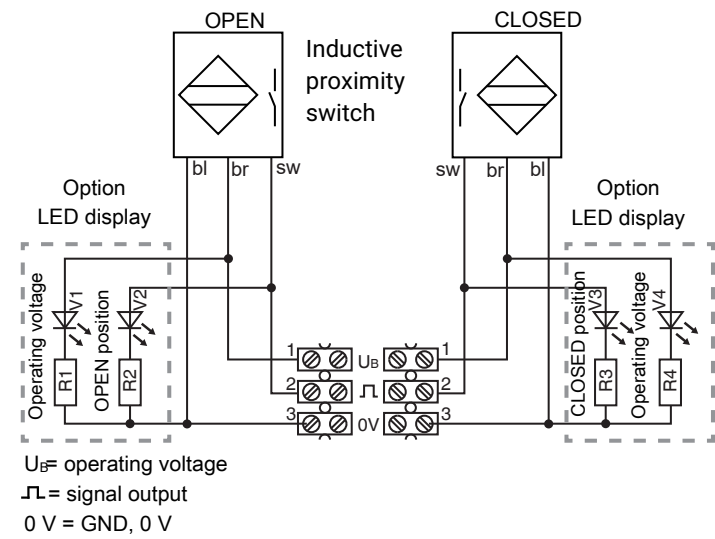
## Electrical connection

**M16 cable gland (code 1101) or M16 Skintop cable gland (code 1103)**

**Connection diagram - NAMUR (code 202)**




Connection diagram - PNP (code 303)



M12 plug, 4-pin (code 1110) or M12 plug, 4-pin, with female angled connector, without cable (code 1111)

Connection diagram - Standard, option with LED (code 304)



Pin	Signal name
1	L+, supply voltage
2	Signal output CLOSED
3	L-, GND
4	Signal output OPEN





GEMÜ Gebr. Müller Apparatebau GmbH & Co. KG  
Fritz-Müller-Straße 6-8, 74653 Ingelfingen-Criesbach, Germany  
Phone +49 (0) 7940 1230 · [info@gemue.de](mailto:info@gemue.de)  
[www.gemu-group.com](http://www.gemu-group.com)