




| ROMI G 550 | ROMI G 550M

TURNING CENTERS

ROMI G SERIES



Romi Industrial Complex,
in Santa Bárbara d'Oeste - SP, Brazil

INNOVATION + QUALITY

ROMI: Producing high quality technology since 1930.

Since the beginning, Romi has been recognized for its focus on creating products and innovative solutions which has guaranteed its technological leadership among large manufacturers of machine tools. Romi's industrial complex is among the most modern and productive sites in the fields of machine tools, plastic processing machines, and high quality cast iron parts.

Continuous investments in Research & Development result in products with state-of-the-art technology.

The technology applied to Romi machines offers highly reliable products, with high accuracy, efficiency and great flexibility for several types of machining processes.

Romi R&D is focused on increasing competitiveness for its customers.

Present throughout Brazil and in over 60 countries.

Romi covers all domestic territory through its sale subsidiaries network fully prepared to support customers by supplying an extensive range of services from marketing to after sales assistance.

The international market is covered by Romi's subsidiaries which are located in the United States, Mexico, Europe, and by its many dealers located in strategic logistic centers around the globe that are capable of serving customers in 5 continents.



Plant 16

ROMI G SERIES



ROMI G 550 / ROMI G 550M

**Robust structure
for machining at
full power.**

Turning centers ROMI G 550 and ROMI G550M were designed to operate in environments of medium and high production. High power and torque are appropriate for machining at full power.

Robust structure offers high rigidity in severe machining operations. Thermal and geometric stability grants accuracy, high performance and productivity.


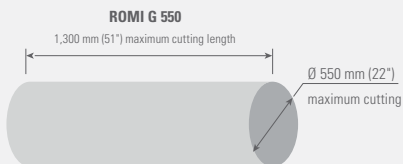
Power, torque, force and machining precision for environments of medium and high production.



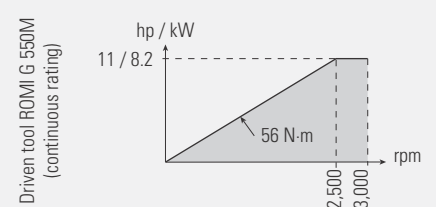
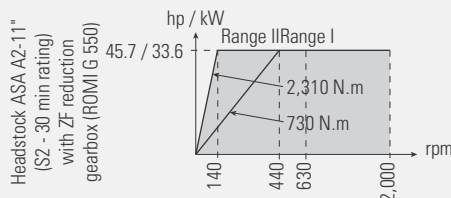
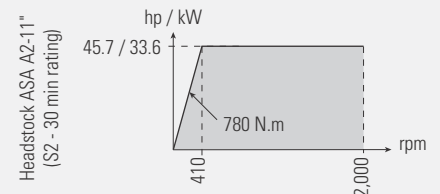
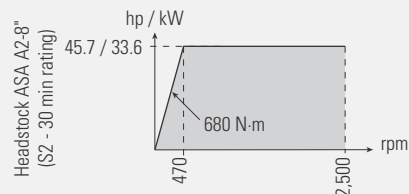
- Headstock ASA A2-8" - 2,500 rpm or Headstock ASA A2-11" - 2,000 rpm
- Main motor: 45.7 hp / 33.6 kW
- 12-station turret for fixed tools (ROMI G 550)
- 12-station turret for fixed and driven tools, BMT-75 disc for drilling, milling and tapping operations (ROMI G 550M)
- Tailstock with programmable automatic body position, hydraulically driven quill, with built-in live center MT-5
- CNC Siemens Sinumerik 828D, with 15" LCD color monitor

ROMI G 550 / G 550M

Capacities



Power Graph



Drawings are not in scale.



M type turret, BMT-75 disc (ROMI G 550M)




T type turret, with boring bar holder (optional)



Tool setter (optional)



Hydraulic follow rest with capacity of Ø 50 mm (2") to Ø 200 mm (7.9") with programmable automatic body position by Z axis



STRUCTURE

1 Structure

Robust monoblock base is designed to offer rigidity and stability during machining operation at full power. Flat and prismatic guides are hardened and ground to guarantee high performance on displacement, vibration absorption and machining accuracy.

2 Headstock

Robust spindle cartridge supported on high precision bearings enables high speeds ensuring great performance even under severe cutting conditions. The cartridge symmetrical housing, separated from its base by insulating plates, reduces heat transfer to the base and minimizes the spindle center line displacement.

3 Cross carriage guideways

Cross carriage with hardened and ground square guideways offer rigidity and stability in severe machining operations. Guideways are coated with material of low friction coefficient, allowing excellent performance in displacements and accelerations.

4 Tailstock

Provided with hydraulically driven quill, it is designed to assure high precision and stability even during heavy machining.

The tailstock offers:

- Automatic tailstock body positioning
- Hydraulic locking system inside the base
- Built-in live center that provides greater rigidity and reduces vibration during heavy roughing cuts



CNC

Technology, performance and reliability

CNC Siemens Sinumerik 828D

15" LCD color monitor with softkeys for functions selection and activation, English language screen, communication interfaces: USB port and ethernet interface (optional), providing the user the flexibility for loading programs and parameters.



It offers excellent resources for creating and editing machining programs, such as canned cycles for turning and drilling, linear and circular interpolation functions, thread

opening functions, reference functions, coordinate systems, 512 pairs of tool wear offsets, tool life cycle manager, 5 Mbytes of memory, background editing and excellent resources for simulation of 2D machining. Besides, the conversation system Program Guide is also available which that allows creation of machining programs in an easy and quick manner, through graphical resources, without the need of ISO codes.



Technical specifications		ROMI G 550		ROMI G 550M	
Capacity					
Swing over Z axis cover	mm (in)	685 (27)		685 (27)	
Maximum cutting diameter	mm (in)	550 (22)		530 (21)	
Maximum cutting length	mm (in)	1,300 (51)		1,300 (51)	
Travel (X axis)	mm (in)	280 (11)		280 (11)	
Travel (Z axis)	mm (in)	1,340 (53)		1,340 (53)	
Headstock					
Spindle nose	ASA	A2-8"	A2-11"	A2-8"	A2-11"
Spindle thru-hole	mm (in)	104 (4.1)	142 (5.6)	104 (4.1)	142 (5.6)
Inner diameter of the spindle bearing (front)	mm (in)	150 (5.9)	200 (7.9)	150 (5.9)	200 (7.9)
Speed range					
Direct drive	rpm	2 to 2,500	2 to 2,000	2 to 2,500	2 to 2,000
With reduction gearbox (ZF)	Range I	rpm	-	6 to 630	-
	Range II	rpm	-	2 to 2,000	-
Feeds					
Rapid traverse (X axis)	m/min (in/min)	20 (0.79)		20 (0.79)	
Rapid traverse (Z axis)	m/min (in/min)	24 (0.94)		24 (0.94)	
Turret		T type turret		M type turret	
Number of tools/stations	un	12		12	
Tool holder type		ROMI		BMT-75	
Tool section: square	mm (in)	32 x 32 (1 1/4 x 1 1/4)		25 x 25 (1 x 1)	
Tool section: bar	mm (in)	Ø 50 (2)		Ø 50 (2)	
Axial driven tool holder	DIN 6499	-		ER 40 - Ø 3 to Ø 26 mm	
Radial driven tool holder	DIN 6499	-		ER 40 - Ø 3 to Ø 26 mm	
Speed range driven tool	rpm	-		3 to 3,000	
Driven tool motor (continuous rating)	hp / kW	-		11 / 8.2	
Tailstock					
Body travel	mm (in)	1,143 (45)		1,143 (45)	
Quill travel	mm (in)	130 (5.1)		130 (5.1)	
Quill diameter	mm (in)	120 (4.7)		120 (4.7)	
Body positioning		automatic		automatic	
Body fixing		hydraulic		hydraulic	
Quill activation		hydraulic		hydraulic	
Quill taper hole	MT	5 (built-in)		5 (built-in)	
Installed power					
Main motor AC (S2 - 30 min. rating)	hp / kW	45.7 / 33.6		45.7 / 33.6	
Total installed power	kVA	50		50	
Dimension and weight (approx.) (*)					
Floor space required (front x side)	mm (in)	6,320 x 2,310 (249 x 91)		6,320 x 2,310 (249 x 91)	
Net weight (approx.)	kg (lbs)	8,780 (19,360)		8,780 (19,360)	

(*) Without chip conveyor

Chip conveyors (optionals)						
Model	Types of chips	 Curled or long chips	 Short thin chips	Material		
				Steel	Aluminum	Non-ferrous metals (bronze and brass) Cast iron
TCE (Longitudinal Hinged belt chip conveyor)		●	X	●	X	X
TCA (Longitudinal Drag belt chip conveyor)		X	●	○	○	○

● Fully indicated

○ Partly indicated

X Not indicated

TCA: chips smaller than 0.5 mm may contaminate the coolant tank and require frequent cleaning / chip clusters or chips larger than 50 mm may lock the conveyor

TCE: short chips smaller than 5 mm may contaminate the coolant tank and require frequent cleaning

WORLDWIDE PRESENCE



Brazil



United States



Germany



England



France



Spain



Italy



Mexico



Germany - BW



ROMI

WWW.ROMI.COM

Romi SA

Rod. SP 304, Km 141,5
Santa Bárbara d'Oeste SP
13459 057 Brazil
+55 (19) 3455 9000

América Latina

+55 (19) 3455 9800
export-mf@romi.com

Burkhardt+Weber Fertigungssysteme GmbH

Burkhardt+Weber-Strasse 57
72760 Reutlingen, Germany
+49 7121 315-0
info@burkhardt-weber.de
www.burkhardt-weber.de

ROMI Machine Tools, Ltd

1845 Airport Exchange Blvd
Erlanger KY - 41018 USA
+1 (859) 647 7566
sales@romiusa.com
www.romiusa.com

ROMI Europa GmbH

Burkhardt+Weber-Strasse 57
72760 Reutlingen, Germany
+49 7121 315-604
sales@romi-europa.de
www.romi-europa.de

ROMI France SAS

Parc de Genève, 240
Rue Ferdinand Perrier 69800
ST Priest
+33 4 37 25 60 70
infos@romifrance.fr
www.romifrance.fr

ROMI Machines UK Limited

Leigh Road
Swift Valley Industrial Estate
Rugby CV21 1DS
+44 1788 544221
sales@romiuk.com
www.romiuk.com

ROMI Máquinas España

C/ Telemática, 9- Polígono
Industrial La Ferreria 08110
Montcada i Reixac - Barcelona
+34 93 719 4926
info@romi.es
www.romi.es

ROMI en México

Condominio Parque Arista, Calle
Gral. Mariano Arista 54, bodega 19
Col. Argentina Poniente, Miguel Hidalgo
C.O. 11230, CDMX, México
+521 55 9154 5851
ventasmx@romi.com
www.romimexico.com

ROMI Italia Srl

Via Morigi, 33-29020
Gossolengo (PC) - Italia
+39 0523 778 956
commerciale@romiitalia.it
www.romiitalia.it



ISO 9001:2015
Certificate No. 31120



ISO 14001:2015
Certificate No. 70671

**CE safety regulation compliance available only for the European Community or under request.
Check availability and technical characteristics of the products to your country.**