

Bourdon Tube Pressure Gauge

All Stainless Steel construction

Type 01.18 - DS 40-50



These instruments are designed for use in food, beverage, pharmaceutical, cryogenic, chemical and petrochemical processing industries, and in conventional and nuclear power plants, to measure gaseous or liquid media which do not have high viscosity or do not cristalize. They are built to resist the most severe operating conditions created by the ambient environment and the process medium. For use on power units, pumps, hydro-cleaning machines, presses, engine compressors, turbines, diesel engines, chemical, petrochemical and refrigerating plants and on machines and equipment where pulsating pressures or mechanical vibrations are apparent, the liquid-filled version is recommended.

Functional and constructive characteristics.

01.18.1 DS40 - Standard

Accuracy: 1,6 as per EN 837-1.
Ambient temperature: -25...+65 °C.
Process temperature: -30...+100 °C.
Working pressure: max 75% of the full scale value.
Over pressure limit: 25% of the full scale value.
Protection: IP 55 as per IEC 529, UNI 8896.
Socket material: AISI 316L st.st.
Elastic element: AISI 316L st.st. by drawn tube without welding.
Welding: AISI 316 T.I.G.
Case: AISI 304 st.st. with venting hole.
Ring: AISI 304 st.st., bayonet lock.
Window: glass.
Movement: stainless steel.
Dial: aluminium, white with black markings.
Special dials: ranges different from standard, or custom artwork, available on request.
Pointer: aluminium, black.
Gasket: VITON E 60 C.

01.18.1 DS50 - Standard

Ambient temperature: -25...+65°C.
Protection: IP 55 as per IEC 529.
Case: AISI 304 st.st.
Ring: AISI 304 st.st., crimped.
Window: plexiglas.
Gaskets: EPDM.
Blow out vent: EPDM.
Other features: as type 01.18.1 DN40.

01.18.2 DS50 - Fillable

Protection: IP 65 as per IEC 529.
Note: version suitable for glycerine filling only.
Other features: as type 01.18.1 DS50 (as type 01.18.3 DS50 when filled).

01.18.3 DS50 - Liquid filling

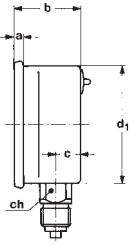
Ambient temperature: +15...+65°C.
Process temperature: max +65°C.
Protection: IP 65 as per IEC 529.
Damping liquid: glycerine 98%.
Other features: as type 01.18.1 DN50.

all stainless steel construction

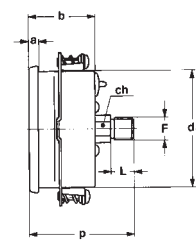
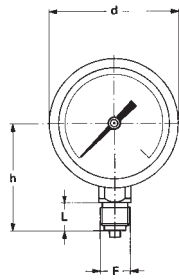
Type 01.18 - DS 40-50

REV.05 E 03/00

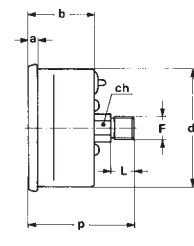
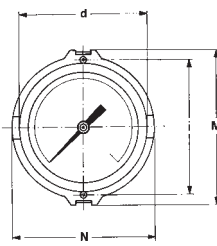
TYPE, DIMENSIONS AND WEIGHTS



TYPE A
stem mounting;
lower connection.



TIPO B
flush mounting, "U"-Clamp;
back connection.



TYPE D
stem mounting;
back connection.

DS	TYPE	a	b	c	d	d ₁	i	M	N	Weight 01.18.1	Weight 01.18.3
40	D		26,5		45	41				0,07 Kg.	
50	A	4	29	11	56	51				0,095 Kg.	0,140 Kg.
50	B	4	29		56	51	58,5	67,5	62,6	0,078 Kg.	0,125 Kg.
50	D	4	29		56	51				0,078 Kg.	0,125 Kg.

(dimensions: mm)

F	Code	L	ch	h	p
1/8" BSP	11M	10	12	44,5	46
1/8" NPT	13M	10	12	44,5	46
1/4" BSP	21M	12	14	46,5	51
1/4" NPT	23M	15	14	49,5	51

(dimensions: mm)

HOW TO ORDER

RANGES - "A" = DS 40; "B" = DS 50.

TAB. 1

RANGES	bar	kPa	MPa	bar est.	bar ext.	bar ext.
				psi int.	kPa int.	MPa int.
0...2,5	AB		AB	AB	AB	
0...4	AB		AB	AB	AB	
0...6	AB			AB	AB	
0...10	AB			AB		AB
0...16	AB			AB		AB
0...25	AB			AB		AB
0...40	AB			AB		AB
0...250		AB				
0...400		AB				
0...600		AB				
0...1000		AB				
0...1600		AB				
0...2500		AB				

TAB. 2

RANGES	psi int.	psi ext.	psi ext.
	kPa ext.	bar int.	kg/cm ² int.
0...30	AB	AB	AB
0...60	AB	AB	AB
0...100	AB	AB	AB
0...160	AB	AB	AB
0...200	AB	AB	AB
0...300	AB	AB	AB
0...400	AB	AB	AB
0...500	AB	AB	AB
0...600	AB	AB	AB

DESCRIPTION & CODE
01 01- bourdon tube pressure gauge
18 18 - all stainless steel MGS18
1 - standard 2 - dry version 3 - filled version
A - lower connection - stem mounting B - back connection - flush mounting, "U"-clamp D - back connection - stem mounting
B A - DS40 B - DS50

2 2 - from 2,5 to 40 bar

0/10 bar see ranges tables

21M 11M - 1/8" BSP
13M - 1/8" NPT
21M - 1/4" BSP (1)
23M - 1/4" NPT (1)

D02 see options table

OPTIONS

Description	Code	
AISI 316 st.st. adaptor 1/8" x 1/4"	D02	AB
IP65 execution	E65	A
Restrictor for pressure ranges - 40 bar (bottom only)	S02	B
Glass window (1)	T30	B

(1) 01.18.1 DS 50 only.

(1) For type B and D please order also Option Code D02.



DRUCK & TEMPERATUR Leitenberger GmbH
Postfach 64 • D-72136 Kirchentellinsfurt • Germany
Tel.: 0 71 21 - 9 09 20 - 0 • Fax: 0 71 21 - 9 09 20 - 99
E-Mail: dt-info@leitenberger.de
INTERNET-Site: http://www.leitenberger.de