

## Product information

### 4320 + 4322



### 4320 + 4322

The lightweight yet robust design of these timelessly elegant, classical column-base tables provides maximum levels of stability and legroom for their users. Their powder-coated surfaces (standard version) create a wide range of design options and ensure compatibility with different styles.

## Areas of use

SEMINARS | MEETINGS | CONGRESSES | CAFETERIAS | RESTAURANTS + BANQUET |  
MULTIFUNCTIONAL USE |

## Frame

**4320:** Frame consisting of sheet metal base plate approx. 600 mm in size, smooth. 50 x 2 mm tubular metal column, transversal beam made from sheet metal screw-fastened underneath the table top, height of the frame: 1070 mm.

**4322:** Frame consisting of sheet metal base plate approx. 600 mm in size, smooth. 50 x 2 mm tubular metal column, transversal beam made from sheet metal screw-fastened underneath the table top, height of the frame: 720 mm.

## Frame surface

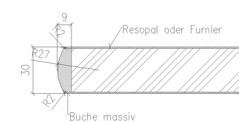
Standard version: powder-coated in black, optionally powder-coated according to the BRUNE® collection.

## Table tops

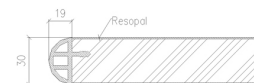
**Plate C:** 30 mm thick, high-quality multi-layer plywood plate E1, top surface optionally covered with HPL plastic or wood veneer according to the BRUNE® collection. Lower surface white HPL or beech veneer. Straight edge, 2 mm thick, in material to match table top (plastic for plastic, veneer for veneer).



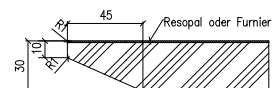
**Plate E:** 30 mm thick, 28 mm high-quality multi-layer plywood board E1, coated in high-pressure laminate (HPL) or veneer according to the BRUNE® collection. Lower surface: white HPL or beech veneer. Edge: solid beech edge band, crowned, 9 mm thick.



**Plate O:** 30 mm thick, high-quality multi-layer plywood plate E1, top surface HPL plastic according to the BRUNE® collection. Lower surface white HPL. Edge: black plastic, crowned.



**Plate R:** 30 mm thick, 28 mm strong multi-layered plywood, surface coated in high-pressure laminate (HPL) or veneer according to BRUNE® collection. Lower surface: HPL white or beech veneer. Edges multi-layered plywood, straight edges, 9 mm thick, beveled over 35 mm.



## Finish of solid edges and veneer

---

Wooden elements made from beech wood, with natural varnish (low-solvent water varnish) in the standard version. Optionally stained according to the BRUNE® collection.

## HPL surfaces

---

Resopal®-HPL from the BRUNE® collection.

## Dimensions

---

Table heights:	110 cm	Model 4320
	74 cm	Model 4322

Weights:	<b>4320</b>	
	Ø60	24 kg
	<b>4322</b>	
	Ø60	23 kg
	Ø70	25 kg
	Ø80	28 kg

## Certificates

---

ISO 9001:2015



Quality management in  
accordance with  
DIN EN ISO 9001

ISO 14001:2009



Environmental management  
system in accordance with  
DIN EN ISO 14001