

Product Information

FLUX

Design Uwe Sommerlade



FLUX | Model 2550

FLUX combines the ease of a modern plastic shell with the classic features of a hand-crafted wood frame. The ergonomics of the highly flexible seat shell offer extraordinary sitting comfort. The variety of shell colours combined with the range of available stain colours for the solid beech frame allows the right colour combinations to be chosen for any design concept. Other options available include the choice of a fully upholstered shell or an optional seat cushion.

Areas of use

**CAFETERIAS + STAFF CANTEENS | RESTAURANTS + FINE DINING | HEALTHCARE SERVICES |
MULTIFUNCTIONAL USE | LIVING |**

Its functional versatility is as wide as the range of possible colour combinations. Wherever it makes sense to combine the warmth of a wooden frame with the advantages of a modern, plastic hard-shell seat, FLUX provides the answer. The stylish, fully upholstered shell makes a bold design statement in any environment while ensuring a maximum of comfort and convenience

Frame

Hard frame from solid beech wood, profile strength: 55 x 35 mm, additional corner blocks. Legs from solid beech wood, with a double-butt joint rectangular profile, width: 28 mm, tapering from approx. 30 to 45 mm. Hard frame attached to legs with dowels and glue.

Frame surfaces






Wooden elements made from beech wood, with natural varnish (low-solvent water varnish) in the standard version. Optionally stained according to the BRUNE® collection.

Seat shell

Ergonomically shaped plastic hard-shell made from coloured polypropylene, featuring a 2-component “sandwich” structure with glass-fibre reinforcements, fully recyclable, lightfastness of 6-8 on the Wool scale (maximum value: 8). Insides of seat and back support with anti-slip fine structure, exterior with a smooth and high-gloss finish, optionally with seat padding or fully upholstered according to the BRUNE® collection.

Plastic colours

Standard colours UNICUS plastic seat shell :

White*	Slate-grey*	Sky-blue*	Reed green*	Pure orange*
				
RAL 9016	RAL 7015	RAL 5015	RAL D1207050	RAL 2004

* The illustrations do not provide true representations of the colours from our range. Please contact us if you are interested in seeing original samples.

Upholstery

Supporting plate from multilayered plywood, approx. 4 mm thick, multiple layers of glue. 4 threaded captive nuts (M5) to attach upholstery with seat shell. Cover applied under the C-Gex system, optionally fully upholstered based on the ergonomically shaped seat shell.

Seat / fully upholstered shell: SG/SH 35/50 approx. 15 mm thick

SG = specific gravity, weight per m³. CH = compression hardness (e.g.: 80 approx. 80 g/cm² at a compression level of 40 %)

Gliders

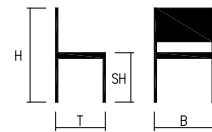
Standard version: plastic gliders (for stone floors, parquet and wooden floor boards)

Optional extras: felt gliders (for stone floors, parquet and wooden floor boards)

gliding nails (for carpets)

Dimensions

Width:	B	49 cm
Depth:	T	53 cm
Total height:	H	85 cm
Seat height:	SH	46 cm
Weight:		6 kg
		6,5 kg (seat padding)
		6,5 kg (fully upholstered)



Certificates

ISO 9001:2015



Quality management in
accordance with
DIN EN ISO 9001

ISO 14001:2015



Environmental management
system in accordance with
DIN EN ISO 14001